

Product Datasheet

Prohibitin/PHB Rabbit Polyclonal Antibody (orb97058)

| | |
|-----------------------------|--|
| Catalog Number | orb97058 |
| Category | Antibodies |
| Description | Prohibitin/PHB Rabbit Polyclonal Antibody |
| Target | Prohibitin 1 |
| Clonality | Polyclonal |
| Species/Host | Rabbit |
| Isotype | Rabbit IgG |
| Conjugation | Unconjugated |
| Reactivity | Human, Mouse, Rat |
| Form/Appearance | Lyophilized |
| Concentration | Adding 0.2 ml of distilled water will yield a concentration of 500 µg/ml. |
| Buffer/Preservatives | Each vial contains antibody formulated with stabilizing components, 0.9mg NaCl, 0.2mg Na ₂ HPO ₄ , 0.05mg Thimerosal, 0.05mg NaN ₃ . *This antibody is supplied in a stabilized formulation. Compatibility with conjugation reactions depends on the chemistry of the conjugation method used. For conjugation methods that are not compatible with the stabilizing components present in this formulation, a carrier-free antibody format is required. |
| Reconstitution | Add 0.2ml of distilled water will yield a concentration of 500ug/ml. |
| Purification | Immunogen affinity purified. |

Biorbyt Ltd.

7 Signet Court, Swann Road
Cambridge
CB5 8LA
United Kingdom

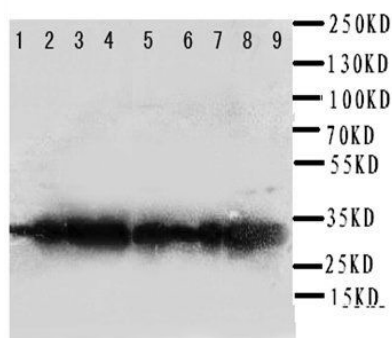
Email: info@biorbyt.com, support@biorbyt.com
Phone: [+44 \(0\)1223 859353](tel:+44(0)1223859353) | Fax: [+1 \(415\) 651-8558](tel:+1(415)651-8558)

Biorbyt LLC

68 TW Alexander Drive
Research Triangle Park
Durham
NC 27713
United States

Email: info@biorbyt.com, support@biorbyt.com
Phone: [+1 \(415\) 906-5211](tel:+1(415)906-5211) | Fax: [+1 \(415\) 651-8558](tel:+1(415)651-8558)

| | |
|----------------------------|---|
| Immunogen | A synthetic peptide corresponding to a sequence at the C-terminus of human Prohibitin, identical to the related rat and mouse sequences. |
| UniProt ID | P35232 |
| MW | 30 kDa |
| Tested applications | ICC, IF, IHC, WB |
| Dilution range | Immunocytochemistry/Immunofluorescence, 2µg/ml, Human, Mouse, Rat Immunohistochemistry (Paraffin-embedded Section), 0.5-1µg/ml, Human, Rat, Mouse Western blot, 0.1-0.5µg/ml, Human, Mouse, Rat |
| Specificity | No cross reactivity with other proteins. |
| Cross Reactivity | No cross-reactivity with other proteins |
| Antibody Type | Primary Antibody |
| Storage | Maintain refrigerated at 2-8°C for up to 2 weeks. For long term storage store at -20°C in small aliquots to prevent freeze-thaw cycles. |
| Note | For research use only |
| Expiration Date | 12 months from date of receipt. |



Western blot analysis of Lane 1: Rat Lung Tissue Lysate, Lane 2: Rat Skeletal Muscle Tissue Lysate, Lane 3: Rat Brain Tissue Lysate, Lane 4: Rat Kidney Tissue Lysate, Lane 5: HELA Cell Lysate, Lane 6: MCF-7 Cell Lysate, Lane 7: PC-12 Cell Lysate, Lane 8:

Biorbyt Ltd.

7 Signet Court, Swann Road
Cambridge
CB5 8LA
United Kingdom

Email: info@biorbyt.com, support@biorbyt.com

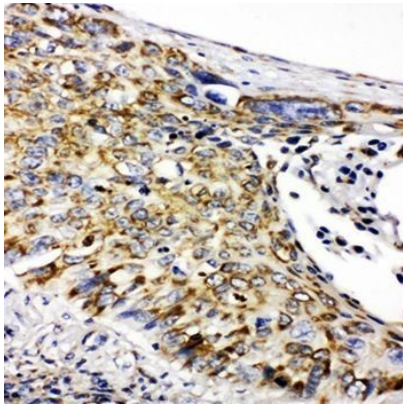
Phone: [+44 \(0\)1223 859353](tel:+44(0)1223859353) | Fax: [+1 \(415\) 651-8558](tel:+1(415)651-8558)

Biorbyt LLC

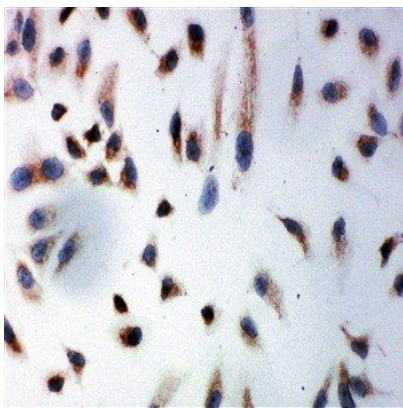
68 TW Alexander Drive
Research Triangle Park
Durham
NC 27713
United States

Email: info@biorbyt.com, support@biorbyt.com

Phone: [+1 \(415\) 906-5211](tel:+1(415)906-5211) | Fax: [+1 \(415\) 651-8558](tel:+1(415)651-8558)



Immunohistochemical analysis of formalin-fixed paraffin embedded Human Lung Cancer Tissue using PHB antibody



Confocal immunofluorescence analysis of HELA cells using PHB antibody

Biorbyt Ltd.

7 Signet Court, Swann Road
Cambridge
CB5 8LA
United Kingdom

Email: info@biorbyt.com, support@biorbyt.com

Phone: [+44 \(0\)1223 859353](tel:+44(0)1223859353) | Fax: [+1 \(415\) 651-8558](tel:+1(415)651-8558)

Biorbyt LLC

68 TW Alexander Drive
Research Triangle Park
Durham
NC 27713
United States

Email: info@biorbyt.com, support@biorbyt.com

Phone: [+1 \(415\) 906-5211](tel:+1(415)906-5211) | Fax: [+1 \(415\) 651-8558](tel:+1(415)651-8558)