

Product Datasheet

IL-1R1 Rabbit Polyclonal Antibody (PE-Cy7) (orb968891)

Catalog Number	orb968891
Category	Antibodies
Description	IL-1R1 Rabbit Polyclonal Antibody (PE-Cy7) is a PE/Cy7 conjugated antibody targeting IL1R1. This antibody is suitable for FC, ICC, IF. It exhibits reactivity with Human samples.
Target	IL1R1
Clonality	Polyclonal
Species/Host	Rabbit
Isotype	IgG
Conjugation	PE/Cy7
Reactivity	Human
Predicted Reactivity	Canine, Mouse, Porcine
Concentration	1mg/ml
Buffer/Preservatives	0.01M TBS (pH7.4) with 1% rAlbumin, 0.02% Proclin300 and 50% Glycerol.
Purification	Affinity purified by Protein A
Immunogen	KLH conjugated synthetic peptide derived from human IL-1R1 (41-140/569aa)
Tested applications	FC, ICC, IF
Dilution range	Flow-Cyt=1µg /test, ICC/IF=1:100-500, IF=1:100-500

Biorbyt Ltd.

7 Signet Court, Swann Road
Cambridge
CB5 8LA
United Kingdom

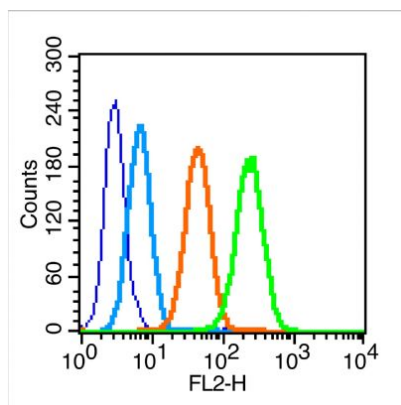
Email: info@biorbyt.com, support@biorbyt.com
Phone: [+44 \(0\)1223 859353](tel:+44(0)1223859353) | Fax: [+1 \(415\) 651-8558](tel:+1(415)651-8558)

Biorbyt LLC

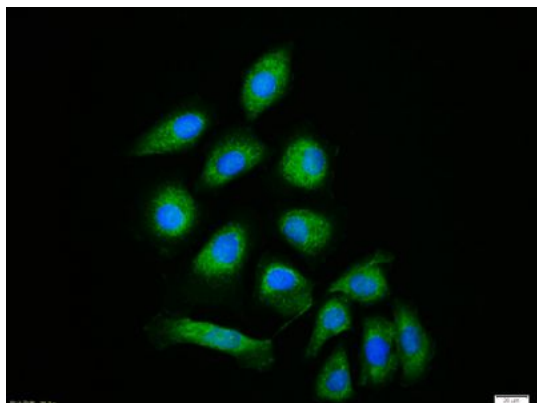
68 TW Alexander Drive
Research Triangle Park
Durham
NC 27713
United States

Email: info@biorbyt.com, support@biorbyt.com
Phone: [+1 \(415\) 906-5211](tel:+1(415)906-5211) | Fax: [+1 \(415\) 651-8558](tel:+1(415)651-8558)

Antibody Type	Primary Antibody
Storage	Shipped at 4°C. Store at -20°C for one year. Avoid repeated freeze/thaw cycles.
Note	For research use only
Expiration Date	12 months from date of receipt.



Flow cytometric analysis of MCF7 cells using Anti-IL-1R1/PE-Cy7.



Immunofluorescence analysis of HepG2 cell using Anti-IL-1R1/PE-Cy7.

Biorbyt Ltd.

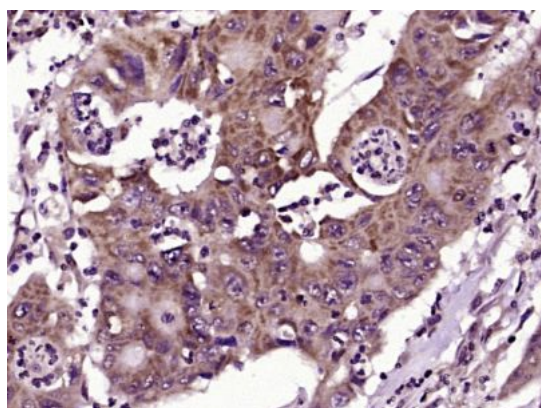
7 Signet Court, Swann Road
Cambridge
CB5 8LA
United Kingdom

Email: info@biorbyt.com, support@biorbyt.com
Phone: [+44 \(0\)1223 859353](tel:+44(0)1223859353) | Fax: [+1 \(415\) 651-8558](tel:+1(415)651-8558)

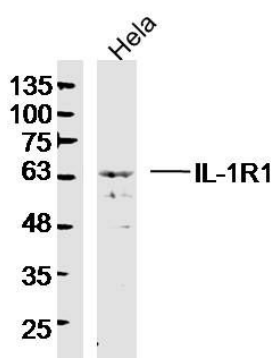
Biorbyt LLC

68 TW Alexander Drive
Research Triangle Park
Durham
NC 27713
United States

Email: info@biorbyt.com, support@biorbyt.com
Phone: [+1 \(415\) 906-5211](tel:+1(415)906-5211) | Fax: [+1 \(415\) 651-8558](tel:+1(415)651-8558)



Immunohistochemical staining of human colon carcinoma using Anti-IL-1R1/PE-Cy7.



Western blot analysis of HeLa(human) Cell Lysate using Anti-IL-1R1/PE-Cy7.

Biorbyt Ltd.

7 Signet Court, Swann Road
Cambridge
CB5 8LA
United Kingdom

Email: info@biorbyt.com, support@biorbyt.com

Phone: [+44 \(0\)1223 859353](tel:+44(0)1223859353) | Fax: [+1 \(415\) 651-8558](tel:+1(415)651-8558)

Biorbyt LLC

68 TW Alexander Drive
Research Triangle Park
Durham
NC 27713
United States

Email: info@biorbyt.com, support@biorbyt.com

Phone: [+1 \(415\) 906-5211](tel:+1(415)906-5211) | Fax: [+1 \(415\) 651-8558](tel:+1(415)651-8558)