

Product Datasheet

Filaggrin Rabbit Polyclonal Antibody (orb782914)

Catalog Number	orb782914
Category	Antibodies
Description	Filaggrin Rabbit Polyclonal Antibody is an unconjugated antibody that specifically recognizes Filaggrin. Generated against a KLH conjugated synthetic peptide derived from human Filaggrin. The peptide is available as orb374724. It is supplied in liquid form and exhibits reactivity with Human, Mouse and Rat samples. The suitable applications for this antibody are ELISA, IHC-P.
Target	Filaggrin
Clonality	Polyclonal
Species/Host	Rabbit
Isotype	IgG
Conjugation	Unconjugated
Reactivity	Human, Mouse, Rat
Form/Appearance	10 mM PBS, 0.02% sodium azide
Concentration	- 100 µg (in 200 µl): 0.5 mg/ml- 200 µg (in 400 µl): 0.5 mg/ml
Purity	Polyclonal antibodies are purified by peptide affinity chromatography
Immunogen	KLH conjugated synthetic peptide derived from human Filaggrin. Please contact us for the exact immunogen sequence. The peptide is available as orb374724.
UniProt ID	P20930, P11088
MW	34 kDa

Biorbyt Ltd.

7 Signet Court, Swann Road
Cambridge
CB5 8LA
United Kingdom

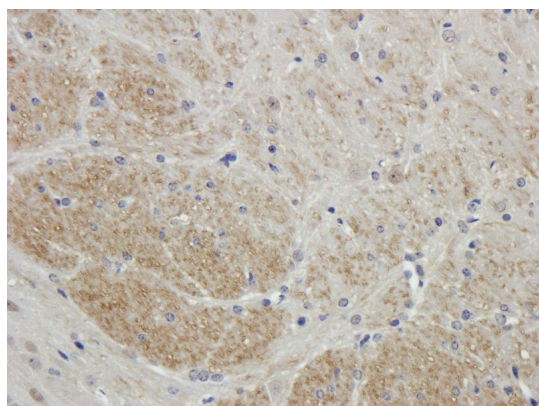
Email: info@biorbyt.com, support@biorbyt.com
Phone: [+44 \(0\)1223 859353](tel:+44(0)1223859353) | Fax: [+1 \(415\) 651-8558](tel:+1(415)651-8558)

Biorbyt LLC

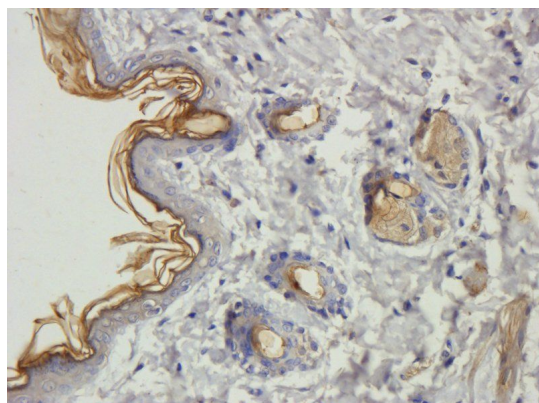
68 TW Alexander Drive
Research Triangle Park
Durham
NC 27713
United States

Email: info@biorbyt.com, support@biorbyt.com
Phone: [+1 \(415\) 906-5211](tel:+1(415)906-5211) | Fax: [+1 \(415\) 651-8558](tel:+1(415)651-8558)

Tested applications	ELISA, IHC-P
Dilution range	IHC-P: 1:100-500 (based on 0.5 mg/ml)
Storage	Maintain refrigerated at 2-8°C for up to 2 weeks. For long term storage store at -20°C in small aliquots to prevent freeze-thaw cycles.
Note	For research use only
Entrez	2312
NCBI	002007, 11, 002016
Expiration Date	12 months from date of receipt.



Immunohistochemical staining of mouse brain tissue using anti-Filaggrin (2.5 ug/ml)



Immunohistochemical staining of paraffin embedded rat skin tissue using Filaggrin antibody (2.5 ug/ml)

Biorbyt Ltd.

7 Signet Court, Swann Road
Cambridge
CB5 8LA
United Kingdom

Email: info@biorbyt.com, support@biorbyt.com

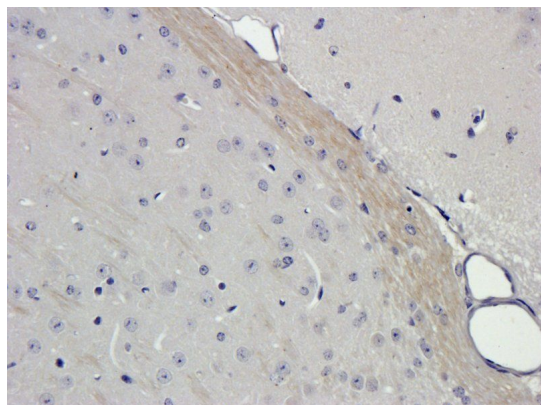
Phone: [+44 \(0\)1223 859353](tel:+44(0)1223859353) | Fax: [+1 \(415\) 651-8558](tel:+1(415)651-8558)

Biorbyt LLC

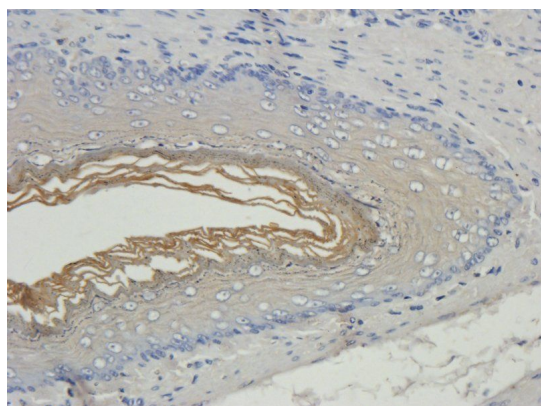
68 TW Alexander Drive
Research Triangle Park
Durham
NC 27713
United States

Email: info@biorbyt.com, support@biorbyt.com

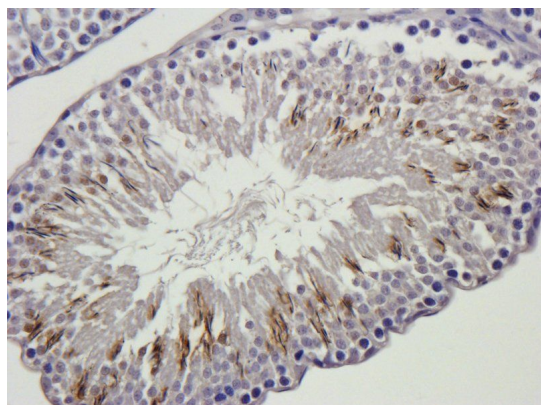
Phone: [+1 \(415\) 906-5211](tel:+1(415)906-5211) | Fax: [+1 \(415\) 651-8558](tel:+1(415)651-8558)



Immunohistochemical staining of paraffin embedded mouse brain tissue using Filaggrin antibody (2.5 ug/ml)



IHC-P image of rat stomach tissue using anti-Filaggrin (2.5 ug/ml)



Immunohistochemical staining of rat testis tissue using anti-Filaggrin (2.5 ug/ml)

Biorbyt Ltd.

7 Signet Court, Swann Road
Cambridge
CB5 8LA
United Kingdom

Email: info@biorbyt.com, support@biorbyt.com

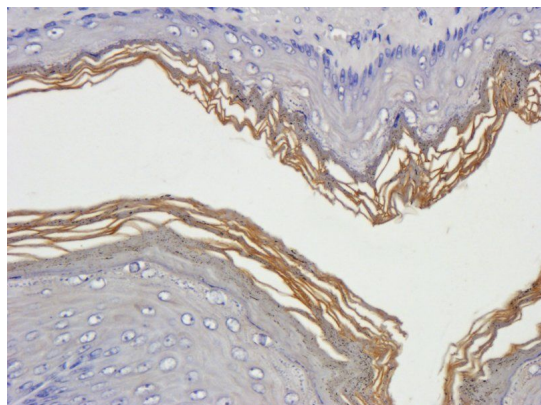
Phone: [+44 \(0\)1223 859353](tel:+44(0)1223859353) | Fax: [+1 \(415\) 651-8558](tel:+1(415)651-8558)

Biorbyt LLC

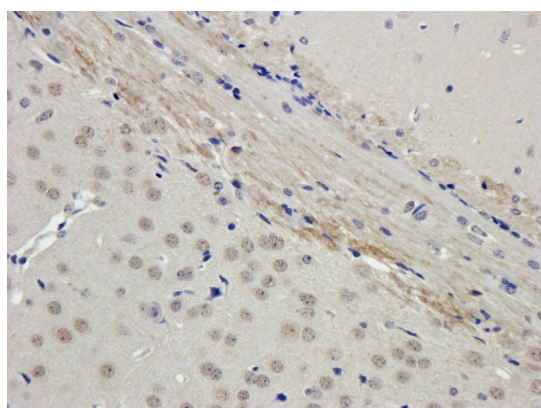
68 TW Alexander Drive
Research Triangle Park
Durham
NC 27713
United States

Email: info@biorbyt.com, support@biorbyt.com

Phone: [+1 \(415\) 906-5211](tel:+1(415)906-5211) | Fax: [+1 \(415\) 651-8558](tel:+1(415)651-8558)



IHC-P staining of rat stomach tissue using Filaggrin antibody (2.5 ug/ml)



Immunohistochemical staining of paraffin embedded mouse brain tissue using Filaggrin antibody (2.5 ug/ml)

Biorbyt Ltd.

7 Signet Court, Swann Road
Cambridge
CB5 8LA
United Kingdom

Email: info@biorbyt.com, support@biorbyt.com

Phone: [+44 \(0\)1223 859353](tel:+44(0)1223859353) | Fax: [+1 \(415\) 651-8558](tel:+1(415)651-8558)

Biorbyt LLC

68 TW Alexander Drive
Research Triangle Park
Durham
NC 27713
United States

Email: info@biorbyt.com, support@biorbyt.com

Phone: [+1 \(415\) 906-5211](tel:+1(415)906-5211) | Fax: [+1 \(415\) 651-8558](tel:+1(415)651-8558)