

Product Datasheet

ALY rabbit pAb Antibody (orb767311)

Catalog Number	orb767311
Category	Antibodies
Description	Rabbit polyclonal antibody to ALY
Clonality	Polyclonal
Isotype	IgG
Conjugation	Unconjugated
Reactivity	Human, Mouse, Rat
Concentration	1 mg/ml
Buffer/Preservatives	PBS with 0.02% sodium azide and 50% glycerol pH 7.4.
Purification	The antibody was affinity-purified from rabbit antiserum by affinity-chromatography using epitope-specific immunogen.
Immunogen	The antiserum was produced against synthesized peptide derived from human THOC4. AA range:121-170
UniProt ID	Q86V81
MW	27
Tested applications	ELISA, WB
Dilution range	Western Blot: 1/500 - 1/2000. ELISA: 1/10000. Not yet tested in other applications.
Source	Rabbit

Biorbyt Ltd.

7 Signet Court, Swann Road
Cambridge
CB5 8LA
United Kingdom

Email: info@biorbyt.com, support@biorbyt.com

Phone: [+44 \(0\)1223 859353](tel:+44(0)1223859353) | Fax: [+1 \(415\) 651-8558](tel:+1(415)651-8558)

Biorbyt LLC

68 TW Alexander Drive
Research Triangle Park
Durham
NC 27713
United States

Email: info@biorbyt.com, support@biorbyt.com

Phone: [+1 \(415\) 906-5211](tel:+1(415)906-5211) | Fax: [+1 \(415\) 651-8558](tel:+1(415)651-8558)

Storage

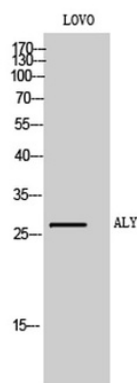
Maintain refrigerated at 2-8°C for up to 2 weeks. For long term storage store at -20°C in small aliquots to prevent freeze-thaw cycles.

Note

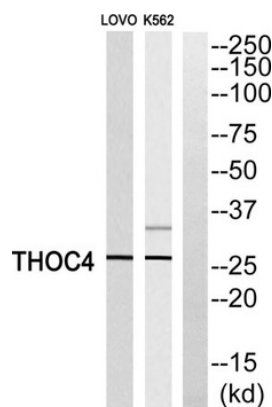
For research use only

Expiration Date

12 months from date of receipt.



Western Blot analysis of LOVO cells using ALY Polyclonal Antibody.



Western blot analysis of THOC4 Antibody. The lane on the right is blocked with the THOC4 peptide.

Biorbyt Ltd.

7 Signet Court, Swann Road
Cambridge
CB5 8LA
United Kingdom

Email: info@biorbyt.com, support@biorbyt.com


Phone: +44 (0)1223 859353 | Fax: +1 (415) 651-8558

Biorbyt LLC

68 TW Alexander Drive
Research Triangle Park
Durham
NC 27713
United States

Email: info@biorbyt.com, support@biorbyt.com

Phone: +1 (415) 906-5211 | Fax: +1 (415) 651-8558



Western blot analysis of the lysates from HepG2 cells using THOC4 antibody.

Biorbyt Ltd.

7 Signet Court, Swann Road
Cambridge
CB5 8LA
United Kingdom

Email: info@biorbyt.com, support@biorbyt.com

Phone: [+44 \(0\)1223 859353](tel:+44(0)1223859353) | Fax: [+1 \(415\) 651-8558](tel:+1(415)651-8558)

Biorbyt LLC

68 TW Alexander Drive
Research Triangle Park
Durham
NC 27713
United States

Email: info@biorbyt.com, support@biorbyt.com

Phone: [+1 \(415\) 906-5211](tel:+1(415)906-5211) | Fax: [+1 \(415\) 651-8558](tel:+1(415)651-8558)