

Product Datasheet

TRAIL rabbit pAb Antibody (orb767116)

Catalog Number	orb767116
Category	Antibodies
Description	Rabbit polyclonal antibody to TRAIL
Clonality	Polyclonal
Isotype	IgG
Conjugation	Unconjugated
Reactivity	Human, Mouse, Rat
Concentration	1 mg/ml
Buffer/Preservatives	PBS with 0.02% sodium azide and 50% glycerol pH 7.4.
Purification	The antibody was affinity-purified from rabbit antiserum by affinity-chromatography using epitope-specific immunogen.
Immunogen	The antiserum was produced against synthesized peptide derived from the Internal region of human TNFSF10. AA range:31-80
MW	33
Tested applications	ELISA, IF, IHC, WB
Dilution range	Western Blot: 1/500 - 1/2000. IHC-p: 1/100-1/300. ELISA: 1/20000. Not yet tested in other applications.
Source	Rabbit
Storage	Maintain refrigerated at 2-8°C for up to 2 weeks. For long term storage store at -20°C in small aliquots to prevent freeze-thaw cycles.

Biorbyt Ltd.

7 Signet Court, Swann Road
Cambridge
CB5 8LA
United Kingdom

Email: info@biorbyt.com, support@biorbyt.com

Phone: [+44 \(0\)1223 859353](tel:+44(0)1223859353) | Fax: [+1 \(415\) 651-8558](tel:+1(415)651-8558)

Biorbyt LLC

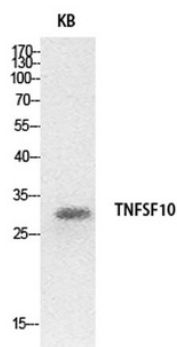
68 TW Alexander Drive
Research Triangle Park
Durham
NC 27713
United States

Email: info@biorbyt.com, support@biorbyt.com

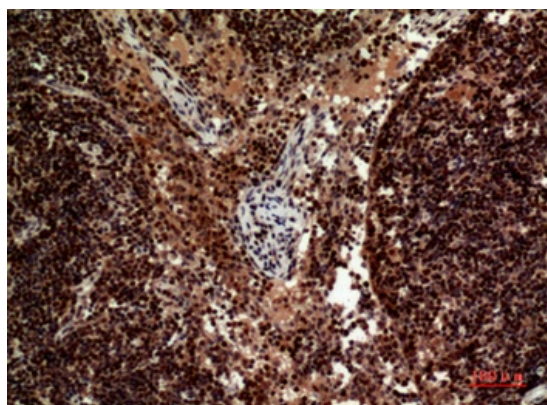
Phone: [+1 \(415\) 906-5211](tel:+1(415)906-5211) | Fax: [+1 \(415\) 651-8558](tel:+1(415)651-8558)

Note For research use only

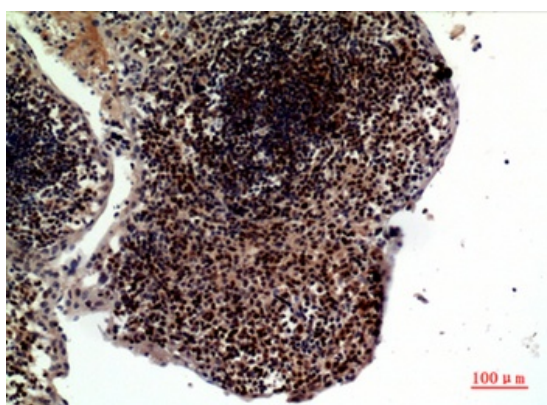
Expiration Date 12 months from date of receipt.



Western Blot analysis of HeLa cells using TRAIL Polyclonal Antibody. Secondary antibody was diluted at 1:20000.



Immunohistochemical analysis of paraffin-embedded human- Lymph-nodes, antibody was diluted at 1:100.



Immunohistochemical analysis of paraffin-embedded human- tonsilla, antibody was diluted at 1:100.

Biorbyt Ltd.

7 Signet Court, Swann Road
Cambridge
CB5 8LA
United Kingdom

Email: info@biorbyt.com, support@biorbyt.com

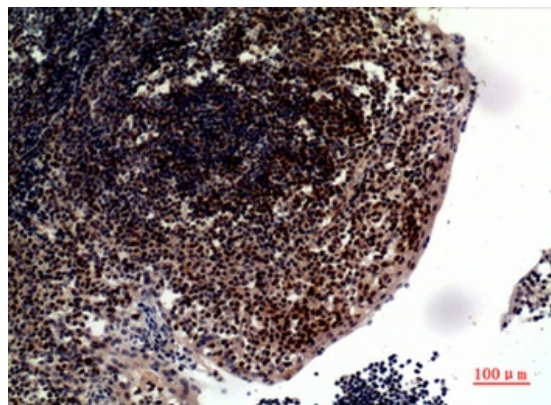
Phone: [+44 \(0\)1223 859353](tel:+44(0)1223859353) | Fax: [+1 \(415\) 651-8558](tel:+1(415)651-8558)

Biorbyt LLC

68 TW Alexander Drive
Research Triangle Park
Durham
NC 27713
United States

Email: info@biorbyt.com, support@biorbyt.com

Phone: [+1 \(415\) 906-5211](tel:+1(415)906-5211) | Fax: [+1 \(415\) 651-8558](tel:+1(415)651-8558)



Immunohistochemical analysis of paraffin-embedded human-tonsilla, antibody was diluted at 1:100.

Biorbyt Ltd.

7 Signet Court, Swann Road
Cambridge
CB5 8LA
United Kingdom

Email: info@biorbyt.com, support@biorbyt.com

Phone: [+44 \(0\)1223 859353](tel:+44(0)1223859353) | Fax: [+1 \(415\) 651-8558](tel:+1(415)651-8558)

Biorbyt LLC

68 TW Alexander Drive
Research Triangle Park
Durham
NC 27713
United States

Email: info@biorbyt.com, support@biorbyt.com

Phone: [+1 \(415\) 906-5211](tel:+1(415)906-5211) | Fax: [+1 \(415\) 651-8558](tel:+1(415)651-8558)