

Product Datasheet

Actin rabbit pAb Antibody (orb764464)

Catalog Number	orb764464
Category	Antibodies
Description	Rabbit polyclonal antibody to ACTA2
Clonality	Polyclonal
Isotype	IgG
Conjugation	Unconjugated
Reactivity	Fish, Human, Mouse, Rat
Concentration	1 mg/ml
Buffer/Preservatives	PBS with 0.02% sodium azide and 50% glycerol pH 7.4.
Purification	The antibody was affinity-purified from rabbit antiserum by affinity-chromatography using epitope-specific immunogen.
Immunogen	The antiserum was produced against synthesized peptide derived from human Actin. AA range:326-375
UniProt ID	P63261, P60709, Q9BYX7
MW	45
Tested applications	ELISA, IF, IHC, WB
Dilution range	Western Blot: 1/500 - 1/2000. Immunohistochemistry: 1/100 - 1/300. ELISA: 1/10000. Not yet tested in other applications.
Source	Rabbit

Biorbyt Ltd.

7 Signet Court, Swann Road
Cambridge
CB5 8LA
United Kingdom

Email: info@biorbyt.com, support@biorbyt.com
Phone: [+44 \(0\)1223 859353](tel:+44(0)1223859353) | Fax: [+1 \(415\) 651-8558](tel:+1(415)651-8558)

Biorbyt LLC

68 TW Alexander Drive
Research Triangle Park
Durham
NC 27713
United States

Email: info@biorbyt.com, support@biorbyt.com
Phone: [+1 \(415\) 906-5211](tel:+1(415)906-5211) | Fax: [+1 \(415\) 651-8558](tel:+1(415)651-8558)

Storage

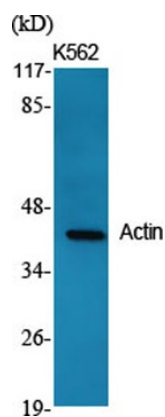
Maintain refrigerated at 2-8°C for up to 2 weeks. For long term storage store at -20°C in small aliquots to prevent freeze-thaw cycles.

Note

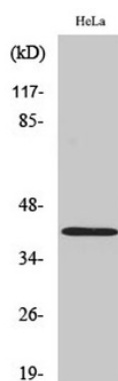
For research use only

Expiration Date

12 months from date of receipt.



Western Blot analysis of various cells using Actin Polyclonal Antibody diluted at 1:2000.



Western Blot analysis of HeLa cells using Actin Polyclonal Antibody diluted at 1:2000.

Biorbyt Ltd.

7 Signet Court, Swann Road
Cambridge
CB5 8LA
United Kingdom

Email: info@biorbyt.com, support@biorbyt.com

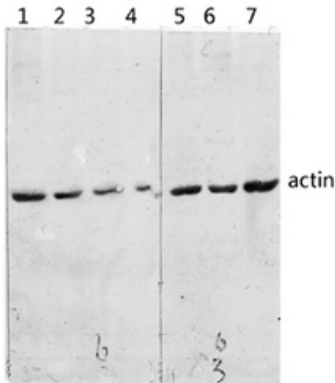
Phone: +44 (0)1223 859353 | Fax: +1 (415) 651-8558

Biorbyt LLC

68 TW Alexander Drive
Research Triangle Park
Durham
NC 27713
United States

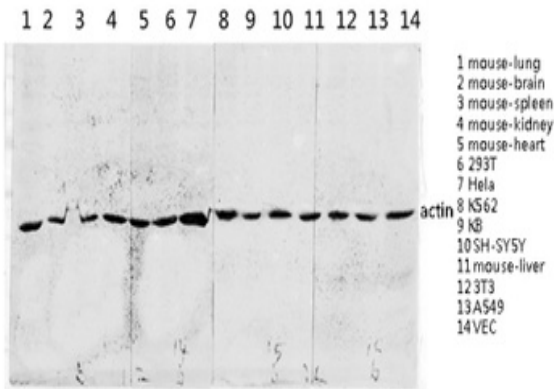
Email: info@biorbyt.com, support@biorbyt.com

Phone: +1 (415) 906-5211 | Fax: +1 (415) 651-8558



- 1 MCF-7
- 2 U2OS
- 3 Hela UV
- 4 MCF-7 UV
- 5 3T3 UV
- 6 KB UV
- 7 U2OS UV

Western blot analysis of various lysis using Actin Polyclonal Antibody diluted at 1:2000. Secondary antibody was diluted at 1:20000.



- 1 mouse-lung
- 2 mouse-brain
- 3 mouse-spleen
- 4 mouse-kidney
- 5 mouse-heart
- 6 293T
- 7 Hela
- 8 K562
- 9 KB
- 10 SH-SY5Y
- 11 mouse-liver
- 12 3T3
- 13 A549
- 14 VEC

Western blot analysis of various lysis using Actin Polyclonal Antibody diluted at 1:2000. Secondary antibody was diluted at 1:20000.

Biorbyt Ltd.

7 Signet Court, Swann Road
Cambridge
CB5 8LA
United Kingdom

Email: info@biorbyt.com, support@biorbyt.com

Phone: +44 (0)1223 859353 | Fax: +1 (415) 651-8558

Biorbyt LLC

68 TW Alexander Drive
Research Triangle Park
Durham
NC 27713
United States

Email: info@biorbyt.com, support@biorbyt.com

Phone: +1 (415) 906-5211 | Fax: +1 (415) 651-8558