

Product Datasheet

IRS-1 (phospho Ser636) rabbit pAb Antibody (orb764217)

Catalog Number	orb764217
Category	Antibodies
Description	Rabbit polyclonal antibody to IRS-1 (phospho-Ser636)
Clonality	Polyclonal
Isotype	IgG
Conjugation	Unconjugated
Reactivity	Human, Mouse, Rat
Concentration	1 mg/ml
Buffer/Preservatives	PBS with 0.02% sodium azide and 50% glycerol pH 7.4.
Purification	The antibody was affinity-purified from rabbit antiserum by affinity-chromatography using epitope-specific immunogen.
Immunogen	The antiserum was produced against synthesized peptide derived from human IRS-1 around the phosphorylation site of Ser636. AA range:603-652
MW	170
Tested applications	ELISA, IF, IHC, WB
Dilution range	Western Blot: 1/500 - 1/2000. Immunohistochemistry: 1/100 - 1/300. Immunofluorescence: 1/200 - 1/1000. ELISA: 1/20000. Not yet tested in other applications.
Source	Rabbit

Biorbyt Ltd.

7 Signet Court, Swann Road
Cambridge
CB5 8LA
United Kingdom

Email: info@biorbyt.com, support@biorbyt.com

Phone: [+44 \(0\)1223 859353](tel:+44(0)1223859353) | Fax: [+1 \(415\) 651-8558](tel:+1(415)651-8558)

Biorbyt LLC

68 TW Alexander Drive
Research Triangle Park
Durham
NC 27713
United States

Email: info@biorbyt.com, support@biorbyt.com

Phone: [+1 \(415\) 906-5211](tel:+1(415)906-5211) | Fax: [+1 \(415\) 651-8558](tel:+1(415)651-8558)

Storage

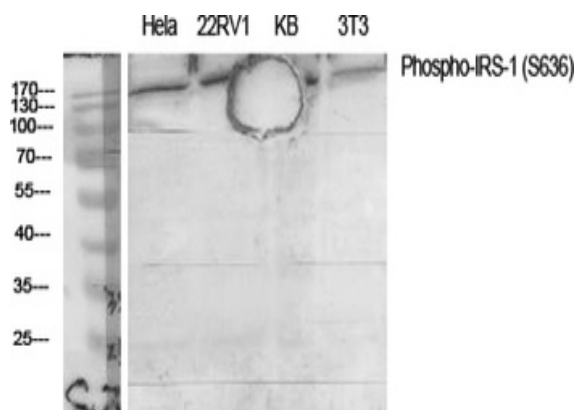
Maintain refrigerated at 2-8°C for up to 2 weeks. For long term storage store at -20°C in small aliquots to prevent freeze-thaw cycles.

Note


For research use only

Expiration Date

12 months from date of receipt.



Western Blot analysis of various cells using Phospho-IRS-1 (S636) Polyclonal Antibody diluted at 1:2000.



Western Blot analysis of SH-SY5Y cells using Phospho-IRS-1 (S636) Polyclonal Antibody diluted at 1:2000.

Biorbyt Ltd.

7 Signet Court, Swann Road
Cambridge
CB5 8LA
United Kingdom

Email: info@biorbyt.com, support@biorbyt.com


Phone: +44 (0)1223 859353 | Fax: +1 (415) 651-8558

Biorbyt LLC


68 TW Alexander Drive
Research Triangle Park
Durham
NC 27713
United States

Email: info@biorbyt.com, support@biorbyt.com

Phone: +1 (415) 906-5211 | Fax: +1 (415) 651-8558



Western Blot analysis of RAW using Phospho-IRS-1 (S636) Polyclonal Antibody diluted at 1:2000.



Western blot analysis of 293T 3T3 lysis using Phospho-IRS-1 (S636) antibody. Antibody was diluted at 1:2000.

Biorbyt Ltd.

7 Signet Court, Swann Road
Cambridge
CB5 8LA
United Kingdom

Email: info@biorbyt.com, support@biorbyt.com
Phone: [+44 \(0\)1223 859353](tel:+44(0)1223859353) | Fax: [+1 \(415\) 651-8558](tel:+1(415)651-8558)

Biorbyt LLC

68 TW Alexander Drive
Research Triangle Park
Durham
NC 27713
United States

Email: info@biorbyt.com, support@biorbyt.com
Phone: [+1 \(415\) 906-5211](tel:+1(415)906-5211) | Fax: [+1 \(415\) 651-8558](tel:+1(415)651-8558)