

## Product Datasheet

# HMG-1 (Acetyl Lys12) rabbit pAb Antibody (orb764010)

<b>Catalog Number</b>	orb764010
<b>Category</b>	Antibodies
<b>Description</b>	Rabbit polyclonal antibody to HMG-1 (Acetyl Lys12)
<b>Clonality</b>	Polyclonal
<b>Isotype</b>	IgG
<b>Conjugation</b>	Unconjugated
<b>Reactivity</b>	Human, Mouse, Rat
<b>Concentration</b>	1 mg/ml
<b>Buffer/Preservatives</b>	PBS with 0.02% sodium azide and 50% glycerol pH 7.4.
<b>Purification</b>	The antibody was affinity-purified from rabbit antiserum by affinity-chromatography using epitope-specific immunogen.
<b>Immunogen</b>	Synthesized acetyl-peptide derived from the N-terminal region of human HMG-1 around the acetylation site of K12.
<b>UniProt ID</b>	<b>P09429</b>
<b>MW</b>	25
<b>Tested applications</b>	ELISA, IF, IHC, WB
<b>Dilution range</b>	Western Blot: 1/500 - 1/2000. IHC-p: 1:100-300 ELISA: 1/10000. Not yet tested in other applications.

**Biorbyt Ltd.**

7 Signet Court, Swann Road  
Cambridge  
CB5 8LA  
United Kingdom

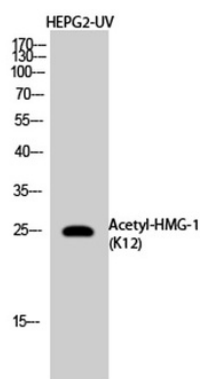
Email: [info@biorbyt.com](mailto:info@biorbyt.com), [support@biorbyt.com](mailto:support@biorbyt.com)  
Phone: [+44 \(0\)1223 859353](tel:+44(0)1223859353) | Fax: [+1 \(415\) 651-8558](tel:+1(415)651-8558)

**Biorbyt LLC**

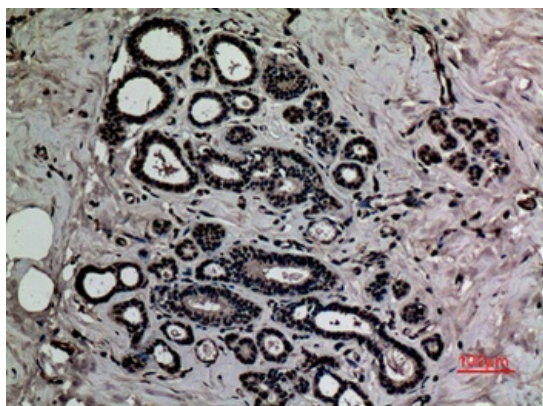
68 TW Alexander Drive  
Research Triangle Park  
Durham  
NC 27713  
United States

Email: [info@biorbyt.com](mailto:info@biorbyt.com), [support@biorbyt.com](mailto:support@biorbyt.com)  
Phone: [+1 \(415\) 906-5211](tel:+1(415)906-5211) | Fax: [+1 \(415\) 651-8558](tel:+1(415)651-8558)

<b>Source</b>	Rabbit
<b>Storage</b>	Maintain refrigerated at 2-8°C for up to 2 weeks. For long term storage store at -20°C in small aliquots to prevent freeze-thaw cycles.
<b>Note</b>	For research use only
<b>Expiration Date</b>	12 months from date of receipt.



Western Blot analysis of HepG2 cells treated with UV using Acetyl-HMG-1 was diluted at 1:20000.



Immunohistochemical analysis of paraffin-embedded human breast, antibody was diluted at 1:100.

**Biorbyt Ltd.**

7 Signet Court, Swann Road  
Cambridge  
CB5 8LA  
United Kingdom

Email: [info@biorbyt.com](mailto:info@biorbyt.com), [support@biorbyt.com](mailto:support@biorbyt.com)

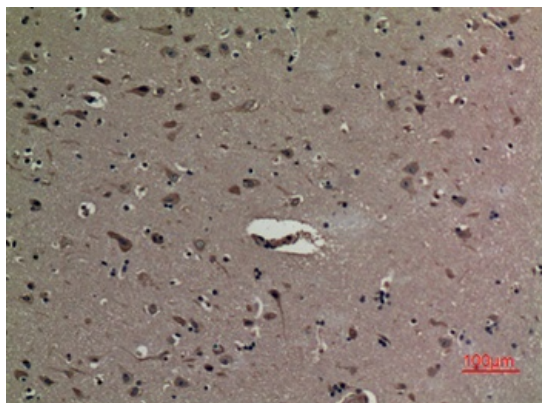
Phone: +44 (0)1223 859353 | Fax: +1 (415) 651-8558

**Biorbyt LLC**

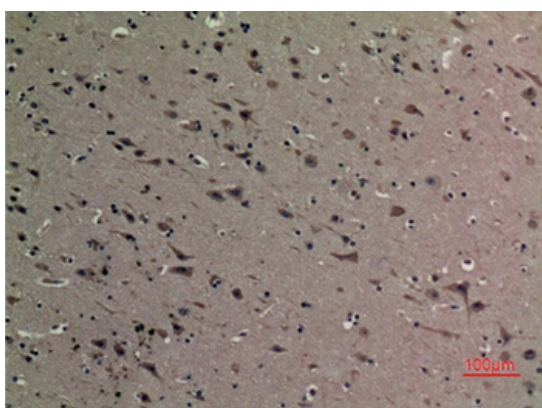
68 TW Alexander Drive  
Research Triangle Park  
Durham  
NC 27713  
United States

Email: [info@biorbyt.com](mailto:info@biorbyt.com), [support@biorbyt.com](mailto:support@biorbyt.com)

Phone: +1 (415) 906-5211 | Fax: +1 (415) 651-8558



Immunohistochemical analysis of paraffin-embedded human-brain, antibody was diluted at 1:100.



Immunohistochemical analysis of paraffin-embedded human-brain, antibody was diluted at 1:100.

**Biorbyt Ltd.**

7 Signet Court, Swann Road  
Cambridge  
CB5 8LA  
United Kingdom

Email: [info@biorbyt.com](mailto:info@biorbyt.com), [support@biorbyt.com](mailto:support@biorbyt.com)

Phone: [+44 \(0\)1223 859353](tel:+44(0)1223859353) | Fax: [+1 \(415\) 651-8558](tel:+1(415)651-8558)

**Biorbyt LLC**

68 TW Alexander Drive  
Research Triangle Park  
Durham  
NC 27713  
United States

Email: [info@biorbyt.com](mailto:info@biorbyt.com), [support@biorbyt.com](mailto:support@biorbyt.com)

Phone: [+1 \(415\) 906-5211](tel:+1(415)906-5211) | Fax: [+1 \(415\) 651-8558](tel:+1(415)651-8558)