

Product Datasheet

E2F-4 (Acetyl Lys96) rabbit pAb Antibody (orb763975)

Catalog Number	orb763975
Category	Antibodies
Description	Rabbit polyclonal antibody to E2F-4 (Acetyl Lys96)
Clonality	Polyclonal
Isotype	IgG
Conjugation	Unconjugated
Reactivity	Human, Mouse, Rat
Concentration	1 mg/ml
Buffer/Preservatives	PBS with 0.02% sodium azide and 50% glycerol pH 7.4.
Purification	The antibody was affinity-purified from rabbit antiserum by affinity-chromatography using epitope-specific immunogen.
Immunogen	The antiserum was produced against synthesized Acetyl-peptide derived from human E2F4 around the Acetylation site of Lys96. AA range:61-110
MW	43
Tested applications	ELISA, WB
Dilution range	Western Blot: 1/500 - 1/2000. ELISA: 1/20000. Not yet tested in other applications.
Source	Rabbit

Biorbyt Ltd.

7 Signet Court, Swann Road
Cambridge
CB5 8LA
United Kingdom

Email: info@biorbyt.com, support@biorbyt.com

Phone: [+44 \(0\)1223 859353](tel:+44(0)1223859353) | Fax: [+1 \(415\) 651-8558](tel:+1(415)651-8558)

Biorbyt LLC

68 TW Alexander Drive
Research Triangle Park
Durham
NC 27713
United States

Email: info@biorbyt.com, support@biorbyt.com

Phone: [+1 \(415\) 906-5211](tel:+1(415)906-5211) | Fax: [+1 \(415\) 651-8558](tel:+1(415)651-8558)

Storage


Maintain refrigerated at 2-8°C for up to 2 weeks. For long term storage store at -20°C in small aliquots to prevent freeze-thaw cycles.

Note


For research use only

Expiration Date

12 months from date of receipt.



Western Blot analysis of L929, Jurkat cells using Acetyl-E2F-4 was diluted at 1:20000.



Western Blot analysis of L929 cells using Acetyl-E2F-4 was diluted at 1:20000.

Biorbyt Ltd.

7 Signet Court, Swann Road
Cambridge
CB5 8LA
United Kingdom

Email: info@biorbyt.com, support@biorbyt.com


Phone: [+44 \(0\)1223 859353](tel:+44(0)1223859353) | Fax: [+1 \(415\) 651-8558](tel:+1(415)651-8558)

Biorbyt LLC

68 TW Alexander Drive
Research Triangle Park
Durham
NC 27713
United States

Email: info@biorbyt.com, support@biorbyt.com

Phone: [+1 \(415\) 906-5211](tel:+1(415)906-5211) | Fax: [+1 \(415\) 651-8558](tel:+1(415)651-8558)



Western blot analysis of lysate from L929 cells, using E2F4 (Acetyl-Lys96) Antibody.

Biorbyt Ltd.

7 Signet Court, Swann Road
Cambridge
CB5 8LA
United Kingdom

Email: info@biorbyt.com, support@biorbyt.com

Phone: [+44 \(0\)1223 859353](tel:+44(0)1223859353) | Fax: [+1 \(415\) 651-8558](tel:+1(415)651-8558)

Biorbyt LLC

68 TW Alexander Drive
Research Triangle Park
Durham
NC 27713
United States

Email: info@biorbyt.com, support@biorbyt.com

Phone: [+1 \(415\) 906-5211](tel:+1(415)906-5211) | Fax: [+1 \(415\) 651-8558](tel:+1(415)651-8558)