

Product Datasheet

HP-1 α Rabbit pAb Antibody (orb763841)

Catalog Number	orb763841
Category	Antibodies
Description	Rabbit polyclonal antibody to HP-1 alpha
Clonality	Polyclonal
Isotype	IgG
Conjugation	Unconjugated
Reactivity	Human, Mouse, Rat
Concentration	1mg/mL
Buffer/Preservatives	PBS with 0.02% sodium azide and 50% glycerol pH 7.4.
Immunogen	Recombinant Protein
UniProt ID	P45973
MW	22kDa
Tested applications	IHC, WB
Dilution range	WB 1:1,000-2,000 IHC 1:200-500
Specificity	Human
Source	Rabbit
Storage	Maintain refrigerated at 2-8°C for up to 2 weeks. For long term storage store at -20°C in small aliquots to prevent freeze-thaw cycles.

Biorbyt Ltd.

7 Signet Court, Swann Road
Cambridge
CB5 8LA
United Kingdom

Email: info@biorbyt.com, support@biorbyt.com
Phone: [+44 \(0\)1223 859353](tel:+44(0)1223859353) | Fax: [+1 \(415\) 651-8558](tel:+1(415)651-8558)

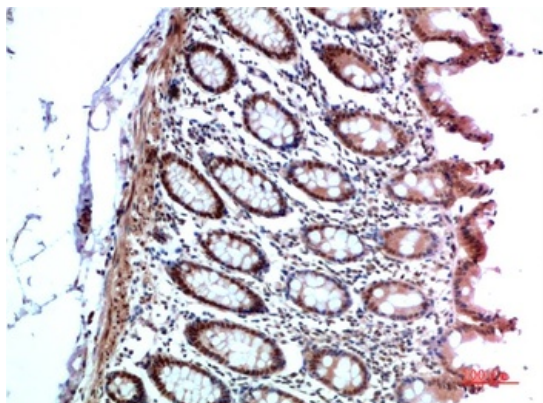
Biorbyt LLC

68 TW Alexander Drive
Research Triangle Park
Durham
NC 27713
United States

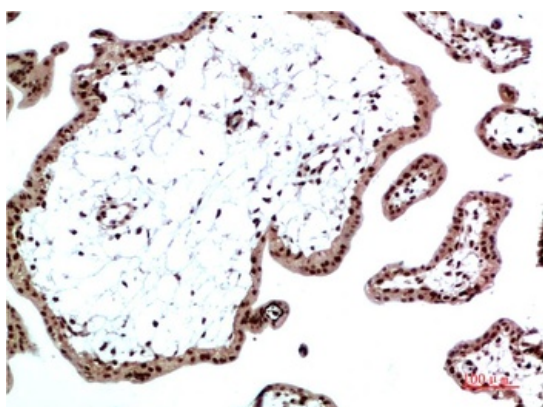
Email: info@biorbyt.com, support@biorbyt.com
Phone: [+1 \(415\) 906-5211](tel:+1(415)906-5211) | Fax: [+1 \(415\) 651-8558](tel:+1(415)651-8558)

Note For research use only

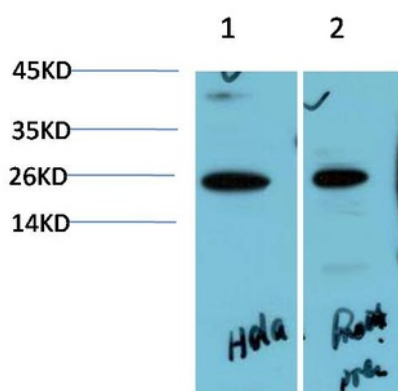
Expiration Date 12 months from date of receipt.



Immunohistochemical analysis of paraffin-embedded Human Colon Carcinoma Tissue using HP-1 α (orb763841) Rabbit pAb diluted at 1:500.



Immunohistochemical analysis of paraffin-embedded Human Placenta Tissue using HP-1 α (orb763841) Rabbit pAb diluted at 1:500.



Western blot analysis of 1) Hela Cell Lysate, 2) Rat Brain Tissue Lysate using HP-1 α (orb763841) Rabbit pAb diluted at 1:2000.

Biorbyt Ltd.

7 Signet Court, Swann Road
Cambridge
CB5 8LA
United Kingdom

Email: info@biorbyt.com, support@biorbyt.com

Phone: +44 (0)1223 859353 | Fax: +1 (415) 651-8558

Biorbyt LLC

68 TW Alexander Drive
Research Triangle Park
Durham
NC 27713
United States

Email: info@biorbyt.com, support@biorbyt.com

Phone: +1 (415) 906-5211 | Fax: +1 (415) 651-8558