

Product Datasheet

Histone H3 (di methyl K79) Mouse mAb Antibody (orb763609)

Catalog Number	orb763609
Category	Antibodies
Description	Mouse monoclonal antibody to Histone H3 (di methyl K79)
Clonality	Monoclonal
Isotype	IgG1
Conjugation	Unconjugated
Reactivity	Human, Mouse, Rat
Concentration	1mg/mL
Buffer/Preservatives	PBS with 0.02% sodium azide and 50% glycerol pH 7.4. Store at -20°C. Avoid repeated freeze-thaw cycles.
Immunogen	Synthetic Peptide
UniProt ID	P68431
MW	15kDa
Tested applications	IHC, WB
Dilution range	WB 1:500-2,000 IHC 1:200-500
Specificity	Human
Source	Mouse

Biorbyt Ltd.

7 Signet Court, Swann Road
Cambridge
CB5 8LA
United Kingdom


Email: info@biorbyt.com, support@biorbyt.com
Phone: [+44 \(0\)1223 859353](tel:+44(0)1223859353) | Fax: [+1 \(415\) 651-8558](tel:+1(415)651-8558)

Biorbyt LLC

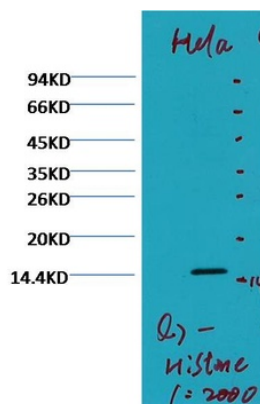
68 TW Alexander Drive
Research Triangle Park
Durham
NC 27713
United States

Email: info@biorbyt.com, support@biorbyt.com
Phone: [+1 \(415\) 906-5211](tel:+1(415)906-5211) | Fax: [+1 \(415\) 651-8558](tel:+1(415)651-8558)

Storage	Maintain refrigerated at 2-8°C for up to 2 weeks. For long term storage store at -20°C in small aliquots to prevent freeze-thaw cycles.
Note	For research use only
Entrez	8290
Expiration Date	12 months from date of receipt.



Western blot analysis of 293T with Histone H3 (di methyl K79) (Q7) Mouse mAb diluted at 1:2, 000.



Western blot analysis of HeLa with Histone H3 (di methyl K79) (Q7) Mouse mAb diluted at 1:2, 000.

Biorbyt Ltd.

7 Signet Court, Swann Road
Cambridge
CB5 8LA
United Kingdom

Email: info@biorbyt.com, support@biorbyt.com

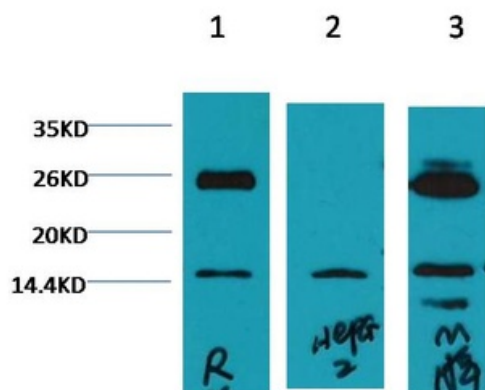
Phone: +44 (0)1223 859353 | Fax: +1 (415) 651-8558

Biorbyt LLC

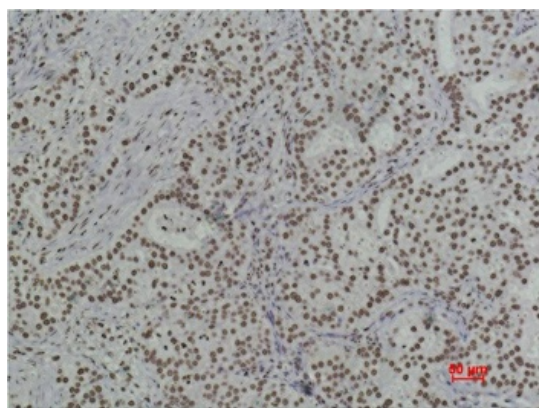
68 TW Alexander Drive
Research Triangle Park
Durham
NC 27713
United States

Email: info@biorbyt.com, support@biorbyt.com

Phone: +1 (415) 906-5211 | Fax: +1 (415) 651-8558



Western blot analysis of 1) Rab Spleen, 2) HepG2, 3) Mouse Spleen tissue with Histone H3 (di methyl K79) (Q7) Mouse mAb diluted at 1:2, 000.



Immunohistochemical analysis of paraffin-embedded Human Breast Carcinoma using Histone H3 (di methyl K79) (orb763609) Mouse mAb diluted at 1:500.

Biorbyt Ltd.

7 Signet Court, Swann Road
Cambridge
CB5 8LA
United Kingdom

Email: info@biorbyt.com, support@biorbyt.com

Phone: [+44 \(0\)1223 859353](tel:+44(0)1223859353) | Fax: [+1 \(415\) 651-8558](tel:+1(415)651-8558)

Biorbyt LLC

68 TW Alexander Drive
Research Triangle Park
Durham
NC 27713
United States

Email: info@biorbyt.com, support@biorbyt.com

Phone: [+1 \(415\) 906-5211](tel:+1(415)906-5211) | Fax: [+1 \(415\) 651-8558](tel:+1(415)651-8558)