

Product Datasheet

eIF4A1 Mouse mAb Antibody (orb763474)

Catalog Number	orb763474
Category	Antibodies
Description	Mouse monoclonal antibody to eIF4A1
Clonality	Monoclonal
Isotype	IgG1
Conjugation	Unconjugated
Reactivity	Human, Mouse, Rat
Concentration	1mg/mL
Buffer/Preservatives	PBS with 0.02% sodium azide and 50% glycerol pH 7.4. Store at -20°C. Avoid repeated freeze-thaw cycles.
Immunogen	Synthetic Peptide
UniProt ID	P60842
MW	48kDa
Tested applications	IF, IHC, WB
Dilution range	WB 1:1,000-3,000 IF 1:100-200 IHC 1:100-200
Specificity	Human
Source	Mouse
Storage	Maintain refrigerated at 2-8°C for up to 2 weeks. For long term storage store at -20°C in small aliquots to prevent freeze-thaw cycles.

Biorbyt Ltd.

7 Signet Court, Swann Road
Cambridge
CB5 8LA
United Kingdom

Email: info@biorbyt.com, support@biorbyt.com

Phone: [+44 \(0\)1223 859353](tel:+44(0)1223859353) | Fax: [+1 \(415\) 651-8558](tel:+1(415)651-8558)

Biorbyt LLC

68 TW Alexander Drive
Research Triangle Park
Durham
NC 27713
United States

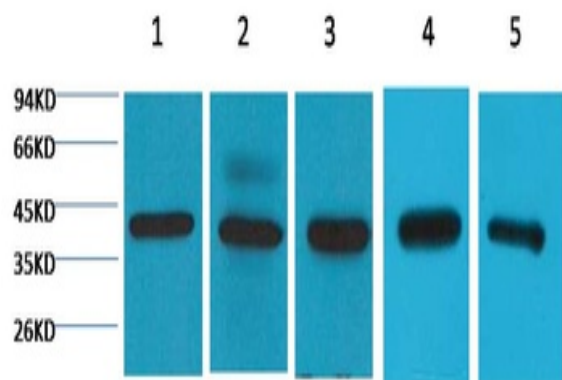
Email: info@biorbyt.com, support@biorbyt.com

Phone: [+1 \(415\) 906-5211](tel:+1(415)906-5211) | Fax: [+1 \(415\) 651-8558](tel:+1(415)651-8558)

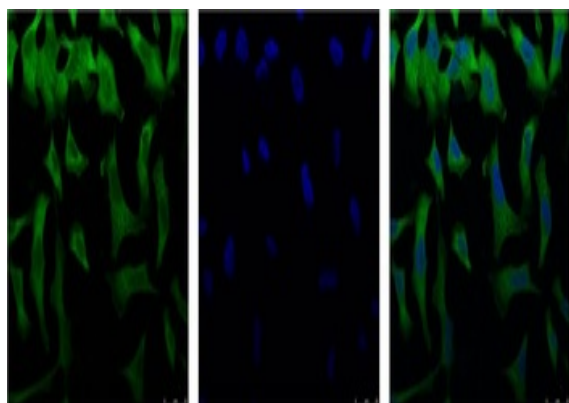
Note For research use only

Entrez **1973**

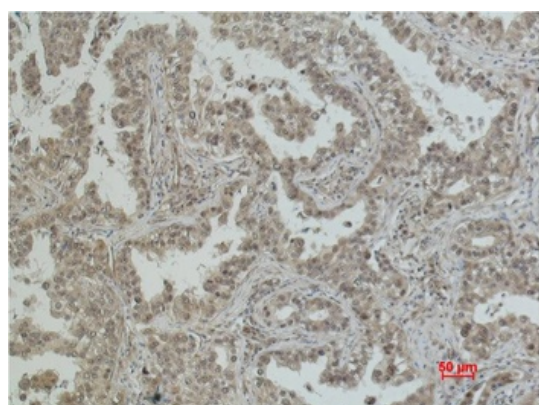
Expiration Date 12 months from date of receipt.



Western blot analysis of 1) 293T , 2) Hela, 3) HepG2, 4) Mouse Brain tissue, 5) Rat Brain tissue with orb763474 diluted at 1:2,000.



IF analysis of Hela with orb763474 (Left) and DAPI (Right) diluted at 1:100.



Immunohistochemical analysis of paraffin-embedded Human Lung Carcinoma using eIF4A1 (orb763474) Mouse mAb diluted at 1:200.

Biorbyt Ltd.

7 Signet Court, Swann Road
Cambridge
CB5 8LA
United Kingdom

Email: info@biorbyt.com, support@biorbyt.com

Phone: +44 (0)1223 859353 | Fax: +1 (415) 651-8558

Biorbyt LLC

68 TW Alexander Drive
Research Triangle Park
Durham
NC 27713
United States

Email: info@biorbyt.com, support@biorbyt.com

Phone: +1 (415) 906-5211 | Fax: +1 (415) 651-8558