

Product Datasheet

MCM7 Rabbit Polyclonal Antibody (orb76305)

Catalog Number	orb76305
Category	Antibodies
Description	MCM7 Rabbit Polyclonal Antibody
Target	DNA replication licensing factor MCM7
Clonality	Polyclonal
Species/Host	Rabbit
Isotype	Rabbit IgG
Conjugation	Unconjugated
Reactivity	Human
Form/Appearance	Lyophilized
Concentration	Adding 0.2 ml of distilled water will yield a concentration of 500 µg/ml.
Buffer/Preservatives	Each vial contains 4 mg Trehalose, 0.9 mg NaCl and 0.2 mg Na ₂ HPO ₄ .
Reconstitution	Add 0.2ml of distilled water will yield a concentration of 500ug/ml.
Purification	Immunogen affinity purified.
Immunogen	A synthetic peptide corresponding to a sequence at the C-terminus of human MCM7.
UniProt ID	P33993
MW	80 kDa

Biorbyt Ltd.

7 Signet Court, Swann Road
Cambridge
CB5 8LA
United Kingdom

Email: info@biorbyt.com, support@biorbyt.com

Phone: [+44 \(0\)1223 859353](tel:+44(0)1223859353) | Fax: [+1 \(415\) 651-8558](tel:+1(415)651-8558)

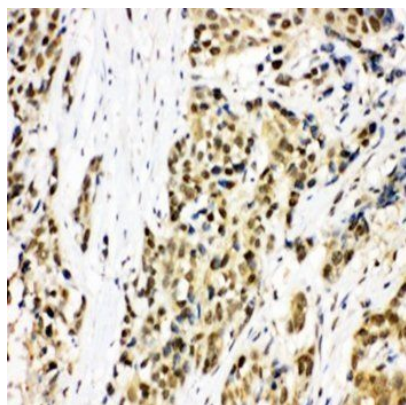
Biorbyt LLC

68 TW Alexander Drive
Research Triangle Park
Durham
NC 27713-2847
United States

Email: info@biorbyt.com, support@biorbyt.com

Phone: [+1 \(415\) 906-5211](tel:+1(415)906-5211) | Fax: [+1 \(415\) 651-8558](tel:+1(415)651-8558)

Tested applications	FC, ICC, IF, IHC, WB
Dilution range	Western blot, 0.1-0.5µg/ml, Human Immunohistochemistry (Paraffin-embedded Section), 2-5µg/ml, Human Immunocytochemistry/Immunofluorescence, 5µg/ml, Human Flow Cytometry (Fixed), 1-3µg/1x10 ⁶ cells, Human
Specificity	No cross reactivity with other proteins.
Cross Reactivity	No cross-reactivity with other proteins
Antibody Type	Primary Antibody
Storage	Maintain refrigerated at 2-8°C for up to 2 weeks. For long term storage store at -20°C in small aliquots to prevent freeze-thaw cycles.
Note	For research use only
Expiration Date	12 months from date of receipt.



IHC analysis of orb76305.

Biorbyt Ltd.

7 Signet Court, Swann Road
Cambridge
CB5 8LA
United Kingdom

Email: info@biorbyt.com, support@biorbyt.com

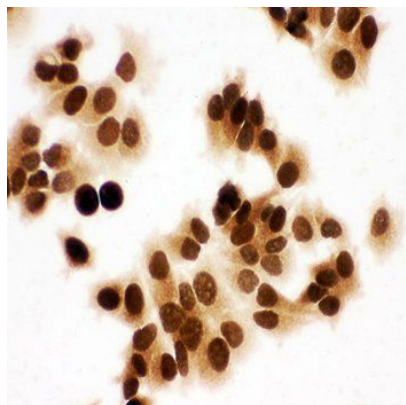
Phone: [+44 \(0\)1223 859353](tel:+44(0)1223859353) | Fax: [+1 \(415\) 651-8558](tel:+1(415)651-8558)

Biorbyt LLC

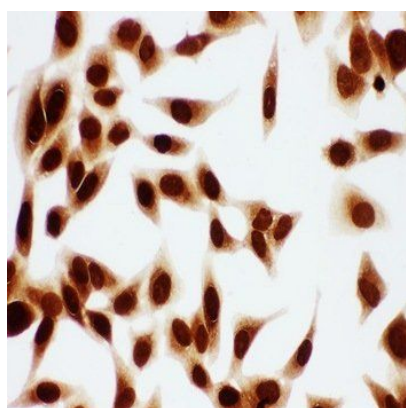
68 TW Alexander Drive
Research Triangle Park
Durham
NC 27713-2847
United States

Email: info@biorbyt.com, support@biorbyt.com

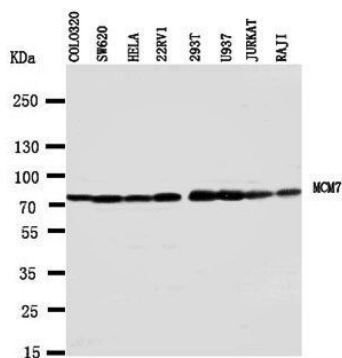
Phone: [+1 \(415\) 906-5211](tel:+1(415)906-5211) | Fax: [+1 \(415\) 651-8558](tel:+1(415)651-8558)



IHC analysis of orb76305.



IHC analysis of orb76305.



Western blot analysis of Lane 1: COLO320 Cell Lysate, Lane 2: SW620 Cell Lysate, Lane 3: HELA Cell Lysate, Lane 4: 22RVL Cell Lysate, Lane 5: 293T Cell Lysate, Lane 6: U937 Cell Lysate, Lane 7: JURKAT Cell Lysate, Lane 8: RAJI Cell Lysate using MCM7 antib

Biorbyt Ltd.

7 Signet Court, Swann Road
Cambridge
CB5 8LA
United Kingdom

Email: info@biorbyt.com, support@biorbyt.com

Phone: [+44 \(0\)1223 859353](tel:+44(0)1223859353) | Fax: [+1 \(415\) 651-8558](tel:+1(415)651-8558)

Biorbyt LLC

68 TW Alexander Drive
Research Triangle Park
Durham
NC 27713-2847
United States

Email: info@biorbyt.com, support@biorbyt.com

Phone: [+1 \(415\) 906-5211](tel:+1(415)906-5211) | Fax: [+1 \(415\) 651-8558](tel:+1(415)651-8558)