

Product Datasheet

Anti-COVID-19 & SARS-CoV S glycoprotein [CR3022] (orb758975)

Catalog Number	orb758975
Category	Antibodies
Description	Human monoclonal antibody to COVID-19 & SARS-CoV S glycoprotein
Target	COVID-19 & SARS-CoV S glycoprotein
Clonality	Monoclonal
Species/Host	Human
Isotype	IgA1
Conjugation	Unconjugated
Reactivity	Virus
Concentration	1 mg/ml
Buffer/Preservatives	PBS with 0.02% Proclin 300.
Purity	Purified
Immunogen	The original monoclonal antibody was generated through an scFv library derived from a peripheral blood lymphocytes of a patient exposed to the SARS-CoV.
UniProt ID	P59594
Tested applications	ELISA, IF

Biorbyt Ltd.

7 Signet Court, Swann Road
Cambridge
CB5 8LA
United Kingdom

Email: info@biorbyt.com, support@biorbyt.com

Phone: [+44 \(0\)1223 859353](tel:+44(0)1223859353) | Fax: [+1 \(415\) 651-8558](tel:+1(415)651-8558)

Biorbyt LLC

68 TW Alexander Drive
Research Triangle Park
Durham
NC 27713-2847
United States

Email: info@biorbyt.com, support@biorbyt.com

Phone: [+1 \(415\) 906-5211](tel:+1(415)906-5211) | Fax: [+1 \(415\) 651-8558](tel:+1(415)651-8558)

Specificity

This antibody binds the amino acids 318-510 in the S1 domain of the SARS-CoV Spike protein as well as SARS-CoV-2 (COVID-19) Spike protein. The antibody also binds to P462L-substituted S318-510 fragments of the SARS spike protein. The binding epitope is only accessible in the "open" conformation of the spike protein (Joyce et al. 2020).

Clone Number

CR3022

Storage

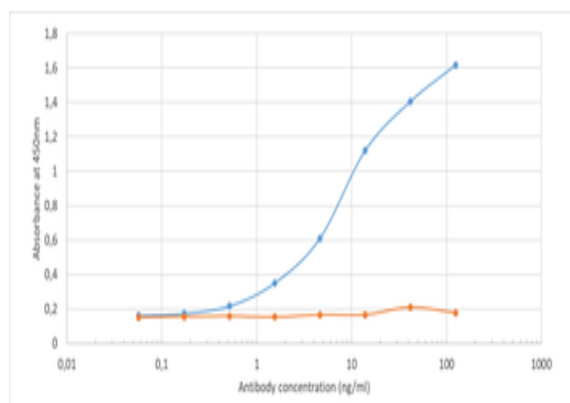
Maintain refrigerated at 2-8°C for up to 2 weeks. For long term storage store at -20°C in small aliquots to prevent freeze-thaw cycles.

Note

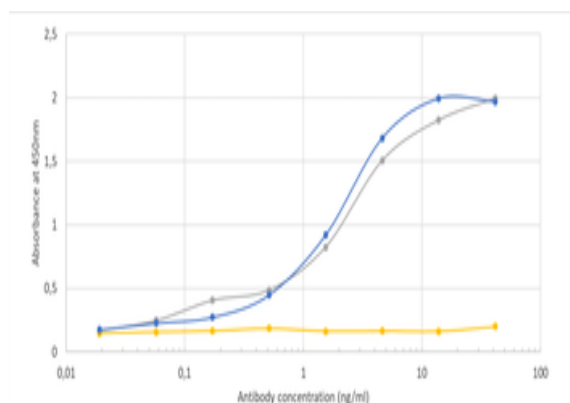
For research use only

Expiration Date

12 months from date of receipt.



Binding curve of anti-COVID-19 & SARS-CoV S glycoprotein antibody CR3022 (orb669766) to SARS-CoV-2 Spike Glycoprotein (S1), Sheep Fc-Tag and SARS-CoV-2 Spike Glycoprotein (S2), Sheep Fc-Tag from HEK293 cells. ELISA plate coated with SARS-CoV-2 Spike Glycoprotein (S1), Sheep Fc-Tag (blue line) or SARS-CoV-2 Spike Glycoprotein (S2), Sheep Fc-Tag (orange line) from HEK293 cells (The Native Antigen Company) at concentrations of 5 µg/ml. A 3-fold serial dilution from 125 ng/ml was performed using orb669766. For detection, a 1:4000 dilution of HRP-labelled anti-human IgG antibody was used.



Binding curve of anti-COVID-19 & SARS-CoV S glycoprotein antibody CR3022 (orb669766) to SARS-CoV-2 Spike Glycoprotein domains S1 and S2 of various origin. ELISA plate coated with SARS-CoV-2 Spike Glycoprotein (S1), His-Tag (Insect Cells; grey line), SARS-CoV-2 Spike Glycoprotein (S2), His-Tag (Insect Cells; yellow line) and SARS Coronavirus Spike Glycoprotein (S1), His-Tag (HEK293 cells; blue line) (The Native Antigen Company) at concentrations of 5 µg/ml. A 3-fold serial dilution from 41.6 ng/ml was performed using orb669766. For detection, a 1:4000 dilution of HRP-labelled anti-human IgG antibody was used.

Biorbyt Ltd.

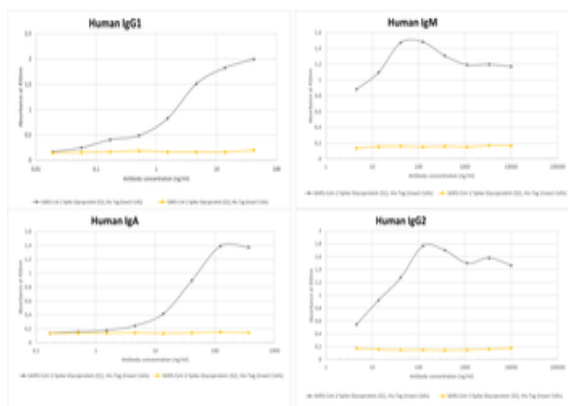
7 Signet Court, Swann Road
Cambridge
CB5 8LA
United Kingdom

Email: info@biorbyt.com, support@biorbyt.com
Phone: +44 (0)1223 859353 | Fax: +1 (415) 651-8558

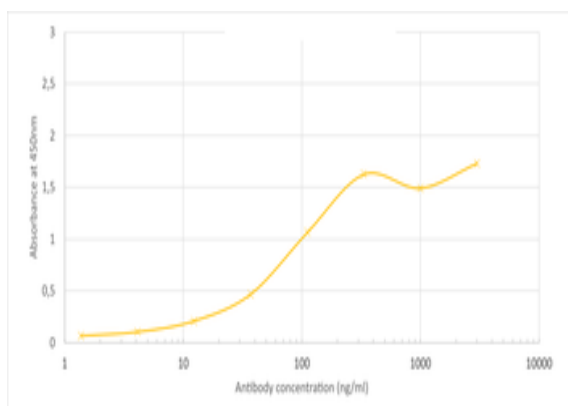
Biorbyt LLC

68 TW Alexander Drive
Research Triangle Park
Durham
NC 27713-2847
United States

Email: info@biorbyt.com, support@biorbyt.com
Phone: +1 (415) 906-5211 | Fax: +1 (415) 651-8558



Binding curve of four different formats of anti-COVID-19 & SARS-CoV S glycoprotein antibody CR3022 to SARS-CoV-2 Spike Glycoprotein domains S1 and S2 (His-Tag (Insect Cells)). ELISA plate coated with SARS-CoV-2 Spike Glycoprotein (S1), His-Tag (Insect Cells; grey line) and SARS-CoV-2 Spike Glycoprotein (S2), His-Tag (Insect Cells; yellow line) (Native Antigen) at concentrations of 5 µg/ml.



ELISA using CR3022 and the Brazilian mutant Spike protein (B1.1.24 / P.1). The plate was coated with the mutant Spike protein P.1 (The Native Antigen Company) at 2.5 µg/ml.

Biorbyt Ltd.

7 Signet Court, Swann Road
Cambridge
CB5 8LA
United Kingdom

Email: info@biorbyt.com, support@biorbyt.com
Phone: +44 (0)1223 859353 | Fax: +1 (415) 651-8558

Biorbyt LLC

68 TW Alexander Drive
Research Triangle Park
Durham
NC 27713-2847
United States

Email: info@biorbyt.com, support@biorbyt.com
Phone: +1 (415) 906-5211 | Fax: +1 (415) 651-8558