

Product Datasheet

AXL Biosimilar Antibody (orb757418)

Catalog Number	orb757418
Category	Antibodies
Description	Anti-AXL (enapotamab biosimilar) mAb
Target	AXL
Clonality	Monoclonal
Species/Host	Human
Isotype	Human IgG1 - kappa
Conjugation	Unconjugated
Reactivity	Human
Form/Appearance	Powder
Reconstitution	Lyophilized from sterile PBS, pH 7.4. Normally 5 % - 8% trehalose is added as protectants before lyophilization. Please see Certificate of Analysis for specific instructions of reconstitution.
Purification	Purified from cell culture supernatant by affinity chromatography
UniProt ID	P30530
Tested applications	ELISA, FC
Dilution range	ELISA 1:5000-10000; Flow Cyt 1:100
Antibody Type	Biosimilar Antibody

Biorbyt Ltd.

7 Signet Court, Swann Road
Cambridge
CB5 8LA
United Kingdom

Email: info@biorbyt.com, support@biorbyt.com

Phone: [+44 \(0\)1223 859353](tel:+44(0)1223859353) | Fax: [+1 \(415\) 651-8558](tel:+1(415)651-8558)

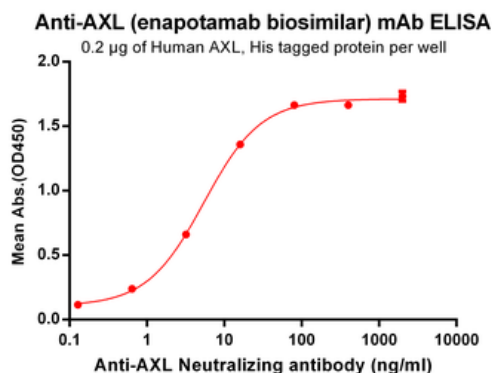
Biorbyt LLC

68 TW Alexander Drive
Research Triangle Park
Durham
NC 27713-2847
United States

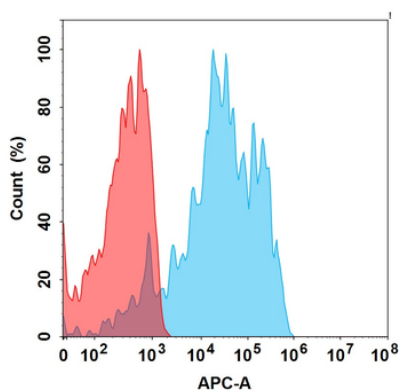
Email: info@biorbyt.com, support@biorbyt.com

Phone: [+1 \(415\) 906-5211](tel:+1(415)906-5211) | Fax: [+1 \(415\) 651-8558](tel:+1(415)651-8558)

Storage	Maintain refrigerated at 2-8°C for up to 2 weeks. For long term storage store at -20°C in small aliquots to prevent freeze-thaw cycles.
Note	For research use only
Expiration Date	12 months from date of receipt.



ELISA plate pre-coated by 2 µg/ml (100 µL/well) Human AXL, His tagged protein orb689418 can bind Anti-AXL Neutralizing antibody in a linear range of 0.64-80 ng/ml.



Flow cytometry analysis with 1 µg/mL Anti-AXL (enapotamab biosimilar) mAb (orb757418) on Expi293 cells transfected with Human AXL protein (Blue histogram) or Expi293 transfected with irrelevant protein (Red histogram).

Biorbyt Ltd.

7 Signet Court, Swann Road
Cambridge
CB5 8LA
United Kingdom

Email: info@biorbyt.com, support@biorbyt.com

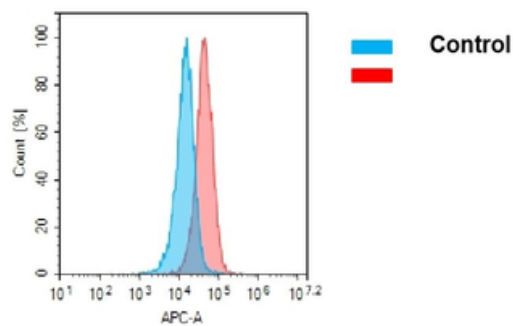
Phone: +44 (0)1223 859353 | Fax: +1 (415) 651-8558

Biorbyt LLC

68 TW Alexander Drive
Research Triangle Park
Durham
NC 27713-2847
United States

Email: info@biorbyt.com, support@biorbyt.com

Phone: +1 (415) 906-5211 | Fax: +1 (415) 651-8558

**A**

Flow cytometry analysis of antigen binding of anti-human AXL mAb (orb757418). (A) A clear peak shift of orb757418 was seen compared to the control when incubated with AXL-expressing Hela cells, indicating strong binding of orb757418 to AXL. Antibodies were incubated at 2 µg/mL.

Biorbyt Ltd.

7 Signet Court, Swann Road
Cambridge
CB5 8LA
United Kingdom

Email: info@biorbyt.com, support@biorbyt.com

Phone: [+44 \(0\)1223 859353](tel:+44(0)1223859353) | Fax: [+1 \(415\) 651-8558](tel:+1(415)651-8558)

Biorbyt LLC

68 TW Alexander Drive
Research Triangle Park
Durham
NC 27713-2847
United States

Email: info@biorbyt.com, support@biorbyt.com

Phone: [+1 \(415\) 906-5211](tel:+1(415)906-5211) | Fax: [+1 \(415\) 651-8558](tel:+1(415)651-8558)