

Product Datasheet

CD45RO Antibody (orb749384)

| | |
|-----------------------------|--|
| Catalog Number | orb749384 |
| Category | Antibodies |
| Description | <p>This antibody recognizes a 180-185kDa protein, identified as isoform of leukocyte common antigen (CD45) called CD45RO (4th Leucocyte Typing Workshop: Code No. N31). The epitope recognized by this antibody is sensitive to neuraminidase digestion. CD45RO is found on mature activated T-cells, most thymocytes, and a sub-population of resting T-cells within both CD4 and CD8 subsets. The CD45RO antibody shows no reactivity with normal B or natural killer cells, but reacts with granulocytes and monocytes. Reportedly, antibody to CD45RO is useful to identify T-cell lymphomas and leukemias. It rarely stains NK cells or B-cell lymphomas.</p> |
| Clonality | Monoclonal |
| Species/Host | Mouse |
| Isotype | Mouse IgG2a, kappa |
| Conjugation | Unconjugated |
| Reactivity | Human |
| Buffer/Preservatives | 0.2 mg/ml in 1X PBS with 0.1 mg/ml rAlbumin and 0.05% sodium azide |
| Purification | Protein G affinity chromatography |
| Immunogen | Cultured human T-cells from an IL-2-dependent T-cell line (CA1) were used as the immunogen for the CD45RO antibody. |
| Tested applications | FACS, IF, IHC-P |
| Dilution range | Flow cytometry: 1-2ug/10 ⁶ cells, Immunofluorescence: 1-2ug/ml, Immunohistochemistry (FFPE): 0.25-0.5ug/ml for 30 min at RT |

Biorbyt Ltd.

7 Signet Court, Swann Road
Cambridge
CB5 8LA
United Kingdom

Email: info@biorbyt.com, support@biorbyt.com
Phone: [+44 \(0\)1223 859353](tel:+44(0)1223859353) | Fax: [+1 \(415\) 651-8558](tel:+1(415)651-8558)

Biorbyt LLC

68 TW Alexander Drive
Research Triangle Park
Durham
NC 27713-2847
United States

Email: info@biorbyt.com, support@biorbyt.com
Phone: [+1 \(415\) 906-5211](tel:+1(415)906-5211) | Fax: [+1 \(415\) 651-8558](tel:+1(415)651-8558)

Application notes

The concentration stated for each application is a general starting point. Variations in protocols, secondaries and substrates may require the CD45RO antibody to be titered up or down for optimal performance.1. Staining of formalin-fixed tissues requires boiling tissue sections in 10mM Citrate Buffer, pH 6.0, for 10-20 min followed by cooling at RT for 20 minutes.2. The prediluted format is supplied in a dropper bottle and is optimized for use in IHC. After epitope retrieval step (if required), drip mAb solution onto the tissue section and incubate at RT for 30 min.

Antibody Type

Primary Antibody

Clone Number

UCHL-1

Storage

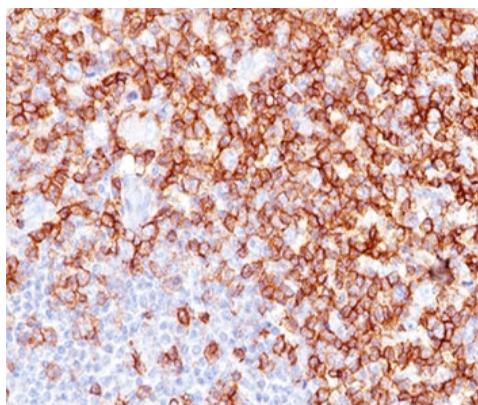
Maintain refrigerated at 2-8°C for up to 2 weeks. For long term storage store at -20°C in small aliquots to prevent freeze-thaw cycles.

Note

For research use only

Expiration Date

12 months from date of receipt.



IHC testing of human tonsil stained with CD45RO antibody (UCHL-1).

Biorbyt Ltd.

7 Signet Court, Swann Road
Cambridge
CB5 8LA
United Kingdom

Email: info@biorbyt.com, support@biorbyt.com

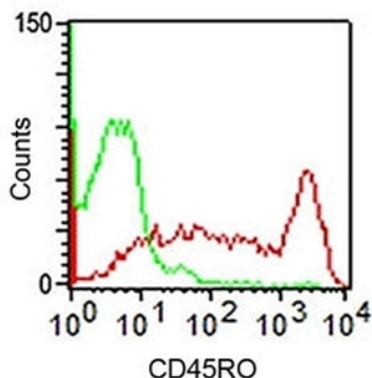
Phone: [+44 \(0\)1223 859353](tel:+44(0)1223859353) | Fax: [+1 \(415\) 651-8558](tel:+1(415)651-8558)

Biorbyt LLC

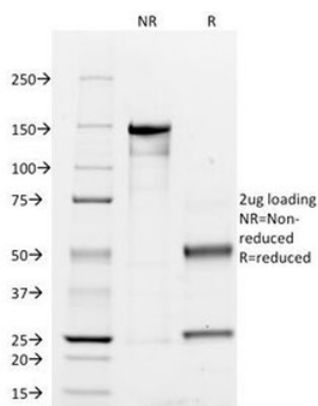
68 TW Alexander Drive
Research Triangle Park
Durham
NC 27713-2847
United States

Email: info@biorbyt.com, support@biorbyt.com

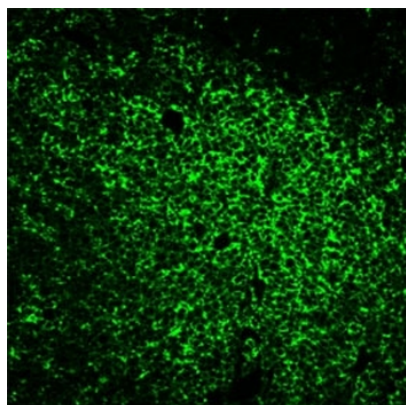
Phone: [+1 \(415\) 906-5211](tel:+1(415)906-5211) | Fax: [+1 \(415\) 651-8558](tel:+1(415)651-8558)



FACS staining of human lymphocytes using CD45RO antibody (UCHL-1, red) and isotype control (green).



SDS-PAGE Analysis of Purified, BSA-Free CD45RO Antibody (clone UCHL-1). Confirmation of Integrity and Purity of the Antibody.



Immunofluorescent staining of FFPE human tonsil tissue with CD45RO antibody (clone UCHL-1).

Biorbyt Ltd.

7 Signet Court, Swann Road
Cambridge
CB5 8LA
United Kingdom

Email: info@biorbyt.com, support@biorbyt.com

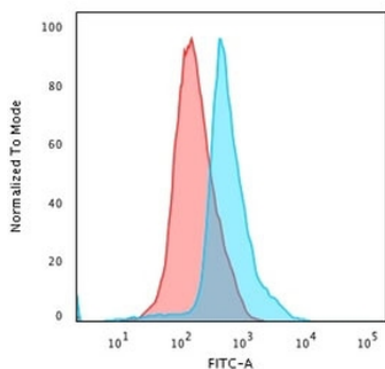
Phone: +44 (0)1223 859353 | Fax: +1 (415) 651-8558

Biorbyt LLC

68 TW Alexander Drive
Research Triangle Park
Durham
NC 27713-2847
United States

Email: info@biorbyt.com, support@biorbyt.com

Phone: +1 (415) 906-5211 | Fax: +1 (415) 651-8558



Flow cytometry staining of PFA-fixed human Jukat cells with CD45RO antibody; Red = isotype control, Blue = CD45RO antibody.

Biorbyt Ltd.

7 Signet Court, Swann Road
Cambridge
CB5 8LA
United Kingdom

Email: info@biorbyt.com, support@biorbyt.com

Phone: [+44 \(0\)1223 859353](tel:+44(0)1223859353) | Fax: [+1 \(415\) 651-8558](tel:+1(415)651-8558)

Biorbyt LLC

68 TW Alexander Drive
Research Triangle Park
Durham
NC 27713-2847
United States

Email: info@biorbyt.com, support@biorbyt.com

Phone: [+1 \(415\) 906-5211](tel:+1(415)906-5211) | Fax: [+1 \(415\) 651-8558](tel:+1(415)651-8558)