

Product Datasheet

CD47 Antibody / IAP (orb749334)

Catalog Number	orb749334
Category	Antibodies
Description	<p>This antibody reacts with the Ig domain of CD47 protein. It has been shown to inhibit polymorphonuclear neutrophil (PMN) transmigration across cell monolayers and matrix. CD47, originally named integrin-associated protein (IAP), is an ~ 50kDa glycoprotein containing five membrane-spanning sequences and a short cytoplasmic tail. CD47 plays a role in both cell adhesion by acting as an adhesion receptor for THBS1 on platelets, and in the modulation of integrins. It is important in memory formation and synaptic plasticity in the hippocampus. CD47 may play a role in membrane transport and/or integrin dependent signal transduction.</p>
Clonality	Monoclonal
Species/Host	Mouse
Isotype	Mouse IgG1, kappa
Conjugation	Unconjugated
Reactivity	Human
Buffer/Preservatives	0.2 mg/ml in 1X PBS with 0.1 mg/ml rAlbumin and 0.05% sodium azide
Purification	Protein G affinity chromatography
Immunogen	Intact CD47 purified from placenta was used as the immunogen for this antibody.
Tested applications	FACS, IF, WB
Dilution range	Western blot: 1-2ug/ml, Flow cytometry: 1-2ug/million cells, Immunofluorescence: 1-2ug/ml

Biorbyt Ltd.

7 Signet Court, Swann Road
Cambridge
CB5 8LA
United Kingdom

Email: info@biorbyt.com, support@biorbyt.com

Phone: [+44 \(0\)1223 859353](tel:+44(0)1223859353) | Fax: [+1 \(415\) 651-8558](tel:+1(415)651-8558)

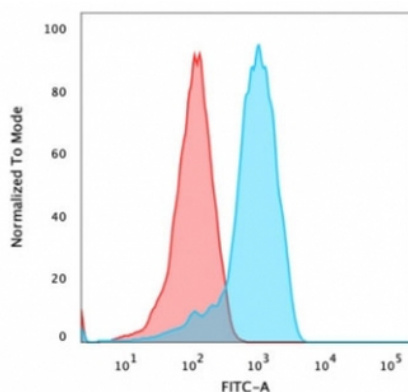
Biorbyt LLC

68 TW Alexander Drive
Research Triangle Park
Durham
NC 27713-2847
United States

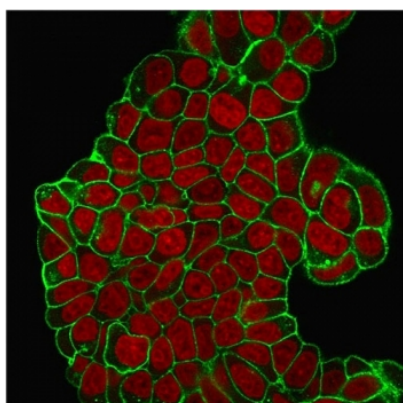
Email: info@biorbyt.com, support@biorbyt.com

Phone: [+1 \(415\) 906-5211](tel:+1(415)906-5211) | Fax: [+1 \(415\) 651-8558](tel:+1(415)651-8558)

Application notes	The concentration stated for each application is a general starting point. Variations in protocols, secondaries and substrates may require the antibody to be titered up or down for optimal performance.
Antibody Type	Primary Antibody
Clone Number	B6H12.2
Storage	Maintain refrigerated at 2-8°C for up to 2 weeks. For long term storage store at -20°C in small aliquots to prevent freeze-thaw cycles.
Note	For research use only
Expiration Date	12 months from date of receipt.



Flow cytometry testing of PFA-fixed human MCF-7 cells with CD47 antibody (clone B6H12.2); Red = isotype control, Blue = CD47 antibody.



Immunofluorescent staining of PFA-fixed human MCF-7 cells with CD47 antibody (green, clone B6H12.2) and Reddot nuclear stain (red).

Biorbyt Ltd.

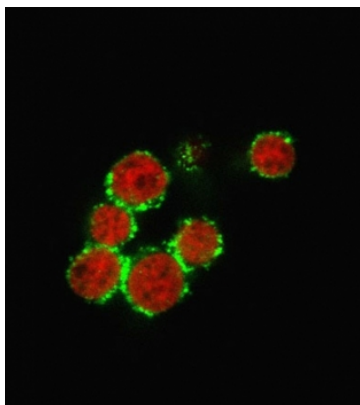
7 Signet Court, Swann Road
Cambridge
CB5 8LA
United Kingdom

Email: info@biorbyt.com, support@biorbyt.com
Phone: [+44 \(0\)1223 859353](tel:+44(0)1223859353) | Fax: [+1 \(415\) 651-8558](tel:+1(415)651-8558)

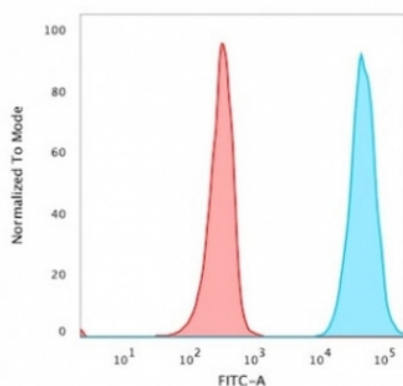
Biorbyt LLC

68 TW Alexander Drive
Research Triangle Park
Durham
NC 27713-2847
United States

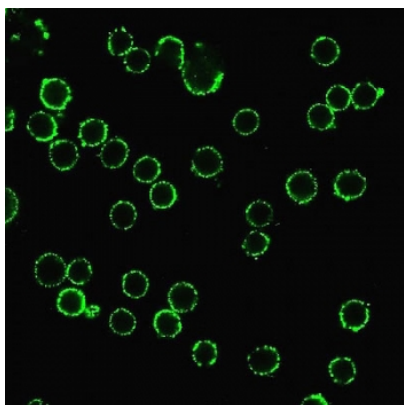
Email: info@biorbyt.com, support@biorbyt.com
Phone: [+1 \(415\) 906-5211](tel:+1(415)906-5211) | Fax: [+1 \(415\) 651-8558](tel:+1(415)651-8558)



Immunofluorescent staining of PFA-fixed human Jurkat cells with CD47 antibody (green, clone B6H12.2) and Reddot nuclear stain (red).



Flow cytometry testing of live human Jurkat cells with CD47 antibody (clone B6H12.2); Red = isotype control, Blue = CD47 antibody.



Immunofluorescent staining of live human Jurkat cells with CD47 antibody (green, clone B6H12.2).

Biorbyt Ltd.

7 Signet Court, Swann Road
Cambridge
CB5 8LA
United Kingdom

Email: info@biorbyt.com, support@biorbyt.com


Phone: [+44 \(0\)1223 859353](tel:+44(0)1223859353) | Fax: [+1 \(415\) 651-8558](tel:+1(415)651-8558)

Biorbyt LLC

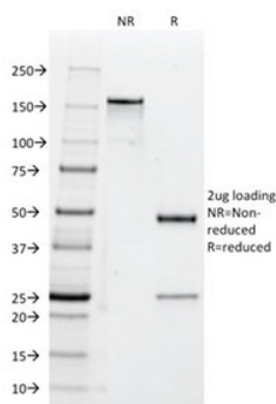
68 TW Alexander Drive
Research Triangle Park
Durham
NC 27713-2847
United States

Email: info@biorbyt.com, support@biorbyt.com

Phone: [+1 \(415\) 906-5211](tel:+1(415)906-5211) | Fax: [+1 \(415\) 651-8558](tel:+1(415)651-8558)



Western blot testing of human brain lysate with CD47 antibody (clone B6H12.2). Predicted molecular weight ~35 kDa but observed at 35-60 kDa depending on glycosylation level.



SDS-PAGE analysis of purified, BSA-free CD47 antibody (clone B6H12.2) as confirmation of integrity and purity.

Biorbyt Ltd.

7 Signet Court, Swann Road
Cambridge
CB5 8LA
United Kingdom

Email: info@biorbyt.com, support@biorbyt.com

Phone: [+44 \(0\)1223 859353](tel:+44(0)1223859353) | Fax: [+1 \(415\) 651-8558](tel:+1(415)651-8558)

Biorbyt LLC

68 TW Alexander Drive
Research Triangle Park
Durham
NC 27713-2847
United States

Email: info@biorbyt.com, support@biorbyt.com

Phone: [+1 \(415\) 906-5211](tel:+1(415)906-5211) | Fax: [+1 \(415\) 651-8558](tel:+1(415)651-8558)