

Product Datasheet

Sodium Potassium ATPase Mouse Monoclonal Antibody (orb704302)

Catalog Number	orb704302
Category	Antibodies
Description	Sodium Potassium ATPase Mouse Monoclonal Antibody
Target	ATP1A1
Clonality	Monoclonal
Species/Host	Mouse
Isotype	IgG1, k
Conjugation	Unconjugated
Reactivity	Human, Mouse, Rat
Predicted Reactivity	Mouse, Rat
Form/Appearance	Liquid
Concentration	1mg/ml
Buffer/Preservatives	0.01M TBS(pH7.4) with 1% rAlbumin, 0.02% Proclin300 and 50% Glycerol.
Purification	Affinity purified by Protein A
Immunogen	Recombinant human Sodium Potassium ATPase (551-850/1023aa)
UniProt ID	P05023
MW	113 kDa

Biorbyt Ltd.

7 Signet Court, Swann Road
Cambridge
CB5 8LA
United Kingdom

Email: info@biorbyt.com, support@biorbyt.com

Phone: [+44 \(0\)1223 859353](tel:+44(0)1223859353) | Fax: [+1 \(415\) 651-8558](tel:+1(415)651-8558)

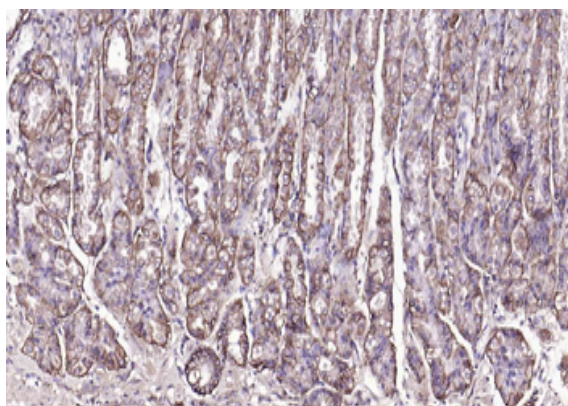
Biorbyt LLC

68 TW Alexander Drive
Research Triangle Park
Durham
NC 27713
United States

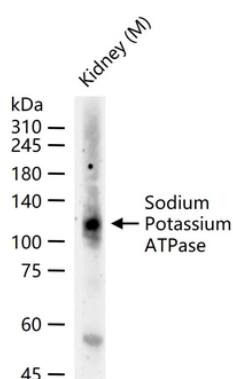
Email: info@biorbyt.com, support@biorbyt.com

Phone: [+1 \(415\) 906-5211](tel:+1(415)906-5211) | Fax: [+1 \(415\) 651-8558](tel:+1(415)651-8558)

Tested applications	IF, IHC-Fr, IHC-P, WB
Dilution range	WB=1:2000-10000, IHC-P=1:100-500, IHC-F=1:100-500, IF=1:100-500
Antibody Type	Primary Antibody
Clone Number	2G11
Storage	Maintain refrigerated at 2-8°C for up to 2 weeks. For long term storage store at -20°C in small aliquots to prevent freeze-thaw cycles.
Note	For research use only
Expiration Date	12 months from date of receipt.



Paraformaldehyde-fixed, paraffin embedded Human Fundus, Antigen retrieval by boiling in sodium citrate buffer (pH6.0) for 15 min, Antibody incubation with Sodium Potassium ATPase Monoclonal Antibody, Unconjugated (orb704302) at 1:200 overnight at 4°C, followed by conjugation to the SP Kit (Mouse) and DAB staining.



25 ug total protein per lane of various lysates probed with Sodium Potassium ATPase monoclonal antibody, unconjugated (orb704302) at 1:1000 dilution and 4°C overnight incubation. Followed by conjugated secondary antibody incubation at r.t. for 60 min.

Biorbyt Ltd.


7 Signet Court, Swann Road
Cambridge
CB5 8LA
United Kingdom

Email: info@biorbyt.com, support@biorbyt.com
Phone: +44 (0)1223 859353 | Fax: +1 (415) 651-8558

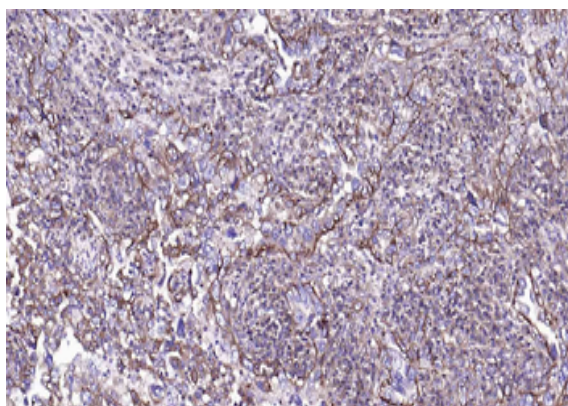
Biorbyt LLC

68 TW Alexander Drive
Research Triangle Park
Durham
NC 27713
United States

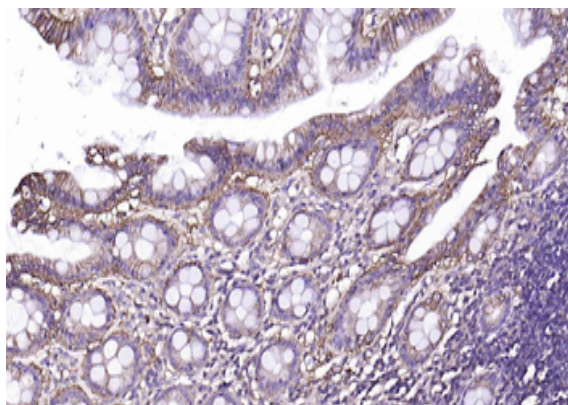
Email: info@biorbyt.com, support@biorbyt.com
Phone: +1 (415) 906-5211 | Fax: +1 (415) 651-8558



Paraformaldehyde-fixed, paraffin embedded Human Cerebrum, Antigen retrieval by boiling in sodium citrate buffer (pH6.0) for 15 min, Antibody incubation with Sodium Potassium ATPase Monoclonal Antibody, Unconjugated (orb704302) at 1:200 overnight at 4°C, followed by conjugation to the SP Kit (Mouse) and DAB staining.



Paraformaldehyde-fixed, paraffin embedded Human Cervical Cancer, Antigen retrieval by boiling in sodium citrate buffer (pH6.0) for 15 min, Antibody incubation with Sodium Potassium ATPase Monoclonal Antibody, Unconjugated (orb704302) at 1:200 overnight at 4°C, followed by conjugation to the SP Kit (Mouse) and DAB staining.



Paraformaldehyde-fixed, paraffin embedded Human Colon, Antigen retrieval by boiling in sodium citrate buffer (pH6.0) for 15 min, Antibody incubation with Sodium Potassium ATPase Monoclonal Antibody, Unconjugated (orb704302) at 1:200 overnight at 4°C, followed by conjugation to the SP Kit (Mouse) and DAB staining.

Biorbyt Ltd.

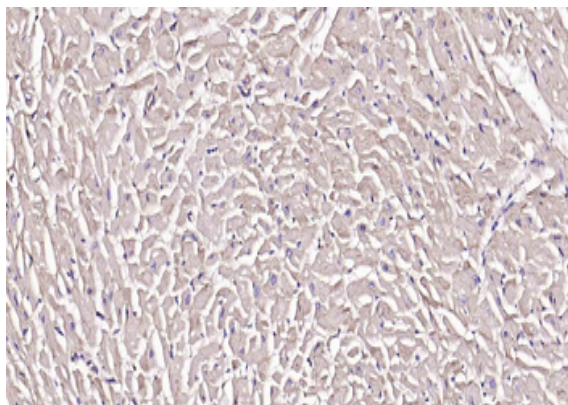
7 Signet Court, Swann Road
Cambridge
CB5 8LA
United Kingdom

Email: info@biorbyt.com, support@biorbyt.com
Phone: +44 (0)1223 859353 | Fax: +1 (415) 651-8558

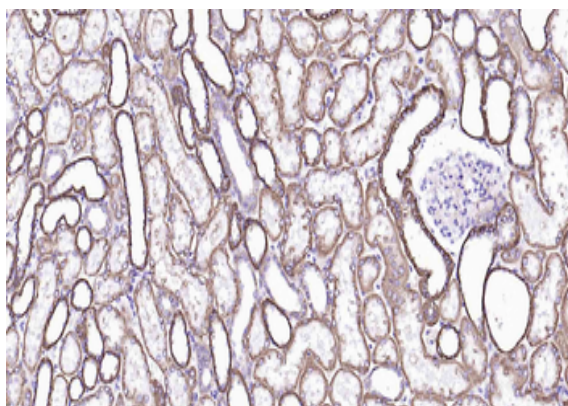
Biorbyt LLC

68 TW Alexander Drive
Research Triangle Park
Durham
NC 27713
United States

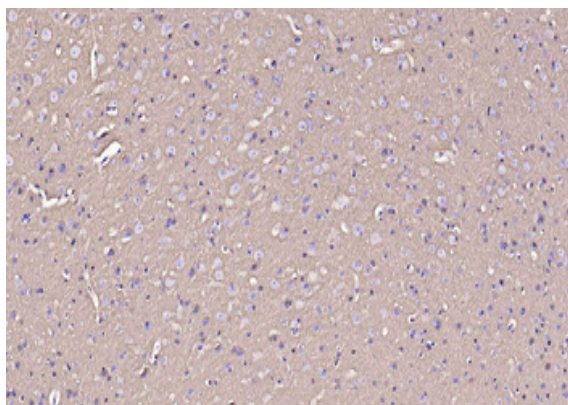
Email: info@biorbyt.com, support@biorbyt.com
Phone: +1 (415) 906-5211 | Fax: +1 (415) 651-8558



Paraformaldehyde-fixed, paraffin embedded Human Heart, Antigen retrieval by boiling in sodium citrate buffer (pH6.0) for 15 min, Antibody incubation with Sodium Potassium ATPase Monoclonal Antibody, Unconjugated (orb704302) at 1:200 overnight at 4°C, followed by conjugation to the SP Kit (Mouse) and DAB staining.



Paraformaldehyde-fixed, paraffin embedded Human Kidney, Antigen retrieval by boiling in sodium citrate buffer (pH6.0) for 15 min, Antibody incubation with Sodium Potassium ATPase Monoclonal Antibody, Unconjugated (orb704302) at 1:200 overnight at 4°C, followed by conjugation to the SP Kit (Mouse) and DAB staining.



Paraformaldehyde-fixed, paraffin embedded Mouse Cerebrum, Antigen retrieval by boiling in sodium citrate buffer (pH6.0) for 15 min, Antibody incubation with Sodium Potassium ATPase Monoclonal Antibody, Unconjugated (orb704302) at 1:200 overnight at 4°C, followed by conjugation to the SP Kit (Mouse) and DAB staining.

Biorbyt Ltd.

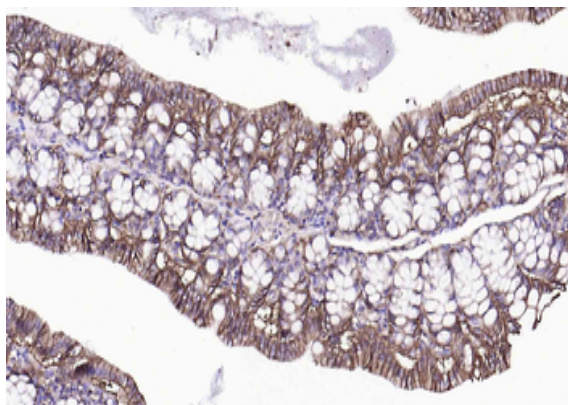
7 Signet Court, Swann Road
Cambridge
CB5 8LA
United Kingdom

Email: info@biorbyt.com, support@biorbyt.com
Phone: +44 (0)1223 859353 | Fax: +1 (415) 651-8558

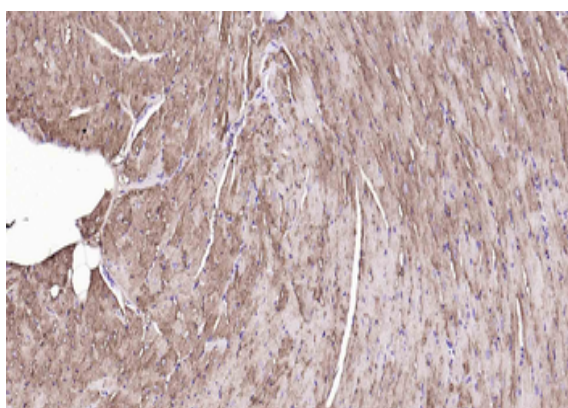
Biorbyt LLC

68 TW Alexander Drive
Research Triangle Park
Durham
NC 27713
United States

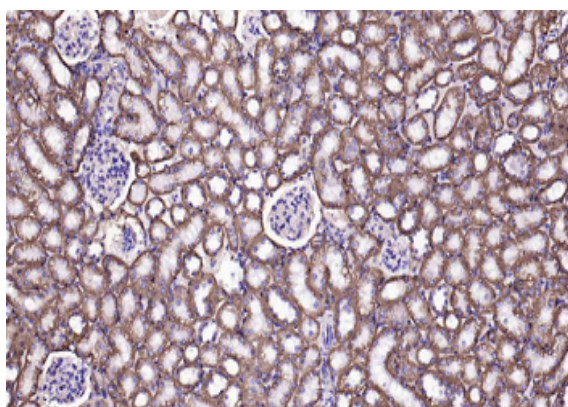
Email: info@biorbyt.com, support@biorbyt.com
Phone: +1 (415) 906-5211 | Fax: +1 (415) 651-8558



Paraformaldehyde-fixed, paraffin embedded Mouse Colon, Antigen retrieval by boiling in sodium citrate buffer (pH6.0) for 15 min, Antibody incubation with Sodium Potassium ATPase Monoclonal Antibody, Unconjugated (orb704302) at 1:200 overnight at 4°C, followed by conjugation to the SP Kit (Mouse) and DAB staining.



Paraformaldehyde-fixed, paraffin embedded Mouse Heart, Antigen retrieval by boiling in sodium citrate buffer (pH6.0) for 15 min, Antibody incubation with Sodium Potassium ATPase Monoclonal Antibody, Unconjugated (orb704302) at 1:200 overnight at 4°C, followed by conjugation to the SP Kit (Mouse) and DAB staining.



Paraformaldehyde-fixed, paraffin embedded Mouse Kidney, Antigen retrieval by boiling in sodium citrate buffer (pH6.0) for 15 min, Antibody incubation with Sodium Potassium ATPase Monoclonal Antibody, Unconjugated (orb704302) at 1:200 overnight at 4°C, followed by conjugation to the SP Kit (Mouse) and DAB staining.

Biorbyt Ltd.

7 Signet Court, Swann Road
Cambridge
CB5 8LA
United Kingdom

Email: info@biorbyt.com, support@biorbyt.com

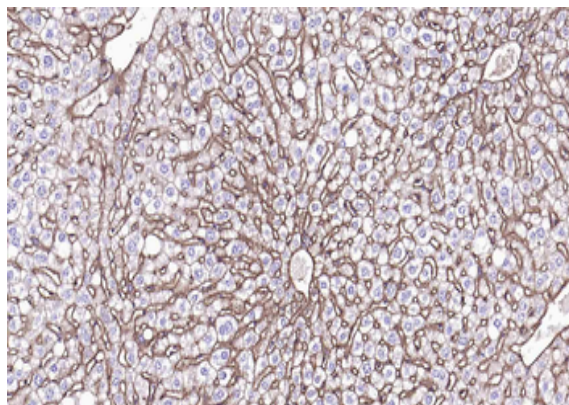
Phone: +44 (0)1223 859353 | Fax: +1 (415) 651-8558

Biorbyt LLC

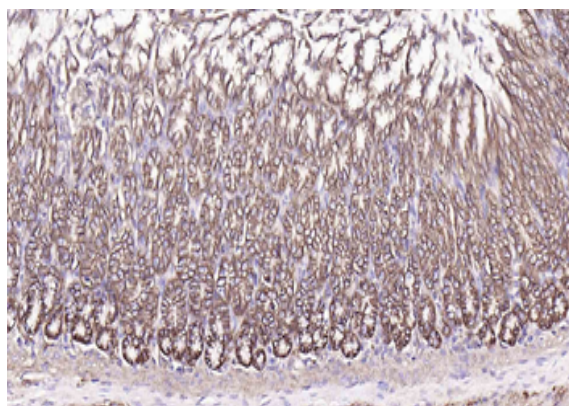
68 TW Alexander Drive
Research Triangle Park
Durham
NC 27713
United States

Email: info@biorbyt.com, support@biorbyt.com

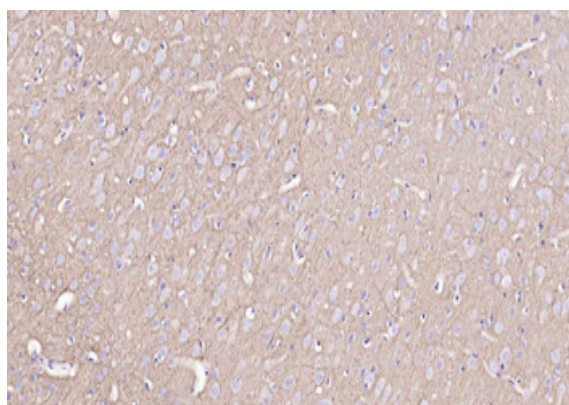
Phone: +1 (415) 906-5211 | Fax: +1 (415) 651-8558



Paraformaldehyde-fixed, paraffin embedded Mouse Liver, Antigen retrieval by boiling in sodium citrate buffer (pH6.0) for 15 min, Antibody incubation with Sodium Potassium ATPase Monoclonal Antibody, Unconjugated (orb704302) at 1:200 overnight at 4°C, followed by conjugation to the SP Kit (Mouse) and DAB staining.



Paraformaldehyde-fixed, paraffin embedded Mouse Stomach, Antigen retrieval by boiling in sodium citrate buffer (pH6.0) for 15 min, Antibody incubation with Sodium Potassium ATPase Monoclonal Antibody, Unconjugated (orb704302) at 1:200 overnight at 4°C, followed by conjugation to the SP Kit (Mouse) and DAB staining.



Paraformaldehyde-fixed, paraffin embedded Rat Cerebrum, Antigen retrieval by boiling in sodium citrate buffer (pH6.0) for 15 min, Antibody incubation with Sodium Potassium ATPase Monoclonal Antibody, Unconjugated (orb704302) at 1:200 overnight at 4°C, followed by conjugation to the SP Kit (Mouse) and DAB staining.

Biorbyt Ltd.

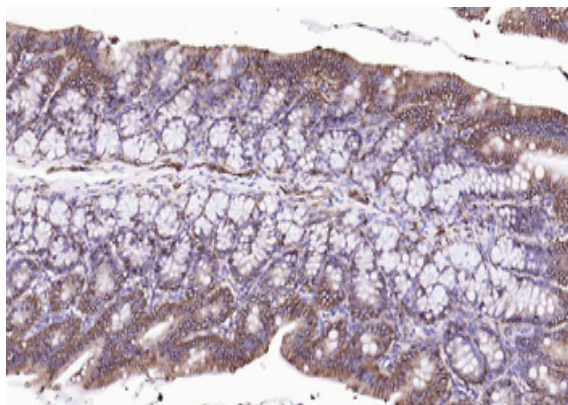
7 Signet Court, Swann Road
Cambridge
CB5 8LA
United Kingdom

Email: info@biorbyt.com, support@biorbyt.com
Phone: +44 (0)1223 859353 | Fax: +1 (415) 651-8558

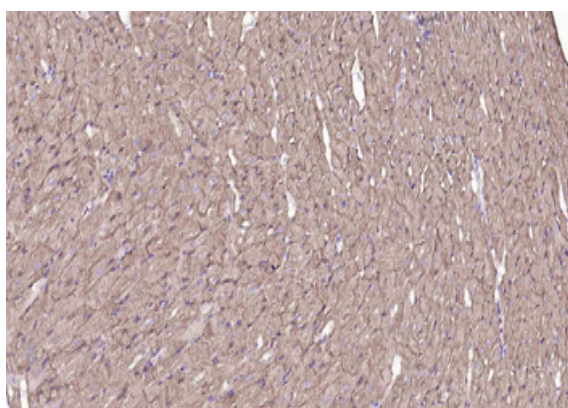
Biorbyt LLC

68 TW Alexander Drive
Research Triangle Park
Durham
NC 27713
United States

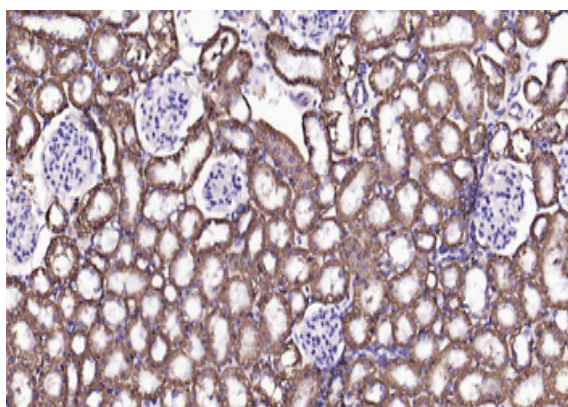
Email: info@biorbyt.com, support@biorbyt.com
Phone: +1 (415) 906-5211 | Fax: +1 (415) 651-8558



Paraformaldehyde-fixed, paraffin embedded Rat Colon, Antigen retrieval by boiling in sodium citrate buffer (pH6.0) for 15 min, Antibody incubation with Sodium Potassium ATPase Monoclonal Antibody, Unconjugated (orb704302) at 1:200 overnight at 4°C, followed by conjugation to the SP Kit (Mouse) and DAB staining.



Paraformaldehyde-fixed, paraffin embedded Rat Heart, Antigen retrieval by boiling in sodium citrate buffer (pH6.0) for 15 min, Antibody incubation with Sodium Potassium ATPase Monoclonal Antibody, Unconjugated (orb704302) at 1:200 overnight at 4°C, followed by conjugation to the SP Kit (Mouse) and DAB staining.



Paraformaldehyde-fixed, paraffin embedded Rat Kidney, Antigen retrieval by boiling in sodium citrate buffer (pH6.0) for 15 min, Antibody incubation with Sodium Potassium ATPase Monoclonal Antibody, Unconjugated (orb704302) at 1:200 overnight at 4°C, followed by conjugation to the SP Kit (Mouse) and DAB staining.

Biorbyt Ltd.

7 Signet Court, Swann Road
Cambridge
CB5 8LA
United Kingdom

Email: info@biorbyt.com, support@biorbyt.com

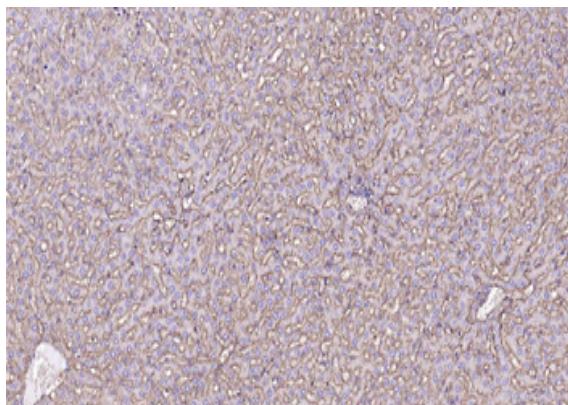
Phone: +44 (0)1223 859353 | Fax: +1 (415) 651-8558

Biorbyt LLC

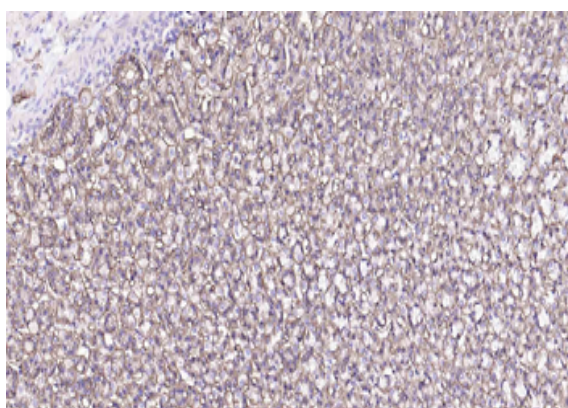
68 TW Alexander Drive
Research Triangle Park
Durham
NC 27713
United States

Email: info@biorbyt.com, support@biorbyt.com

Phone: +1 (415) 906-5211 | Fax: +1 (415) 651-8558



Paraformaldehyde-fixed, paraffin embedded Rat Liver, Antigen retrieval by boiling in sodium citrate buffer (pH6.0) for 15 min, Antibody incubation with Sodium Potassium ATPase Monoclonal Antibody, Unconjugated (orb704302) at 1:200 overnight at 4°C, followed by conjugation to the SP Kit (Mouse) and DAB staining.



Paraformaldehyde-fixed, paraffin embedded Rat Stomach, Antigen retrieval by boiling in sodium citrate buffer (pH6.0) for 15 min, Antibody incubation with Sodium Potassium ATPase Monoclonal Antibody, Unconjugated (orb704302) at 1:200 overnight at 4°C, followed by conjugation to the SP Kit (Mouse) and DAB staining.

Biorbyt Ltd.

7 Signet Court, Swann Road
Cambridge
CB5 8LA
United Kingdom

Email: info@biorbyt.com, support@biorbyt.com

Phone: [+44 \(0\)1223 859353](tel:+44(0)1223859353) | Fax: [+1 \(415\) 651-8558](tel:+1(415)651-8558)

Biorbyt LLC

68 TW Alexander Drive
Research Triangle Park
Durham
NC 27713
United States

Email: info@biorbyt.com, support@biorbyt.com

Phone: [+1 \(415\) 906-5211](tel:+1(415)906-5211) | Fax: [+1 \(415\) 651-8558](tel:+1(415)651-8558)