

Product Datasheet

GKAP Antibody (orb69452)

Catalog Number	orb69452
Category	Antibodies
Description	Mouse monoclonal antibody to GKAP
Target	GKAP
Clonality	Monoclonal
Species/Host	Mouse
Isotype	Mouse IgG1
Conjugation	Unconjugated
Reactivity	Human
Concentration	Approximately 1mg/ml (varies from batch to batch). Please inquire for precise concentration.
Buffer/Preservatives	Ascitic fluid containing 0.03% sodium azide.
Immunogen	Purified recombinant fragment of human GKAP expressed in E. Coli.
UniProt ID	O14490
MW	109kDa
Tested applications	ICC, IHC
Dilution range	IHC: 1/200 - 1/1000; IF/ICC: 1/200 - 1/1000; ELISA: 1/10000
Antibody Type	Primary Antibody

Biorbyt Ltd.

7 Signet Court, Swann Road
Cambridge
CB5 8LA
United Kingdom

Email: info@biorbyt.com, support@biorbyt.com

Phone: [+44 \(0\)1223 859353](tel:+44(0)1223859353) | Fax: [+1 \(415\) 651-8558](tel:+1(415)651-8558)

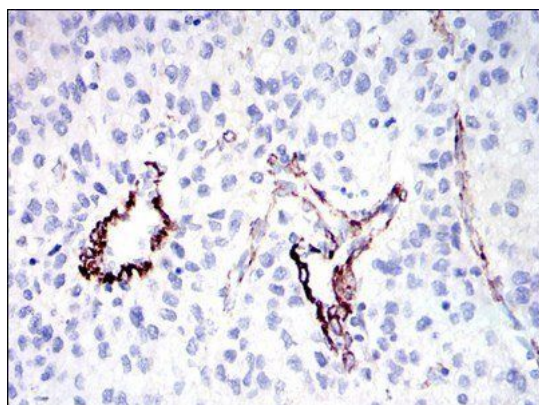
Biorbyt LLC

68 TW Alexander Drive
Research Triangle Park
Durham
NC 27713-2847
United States

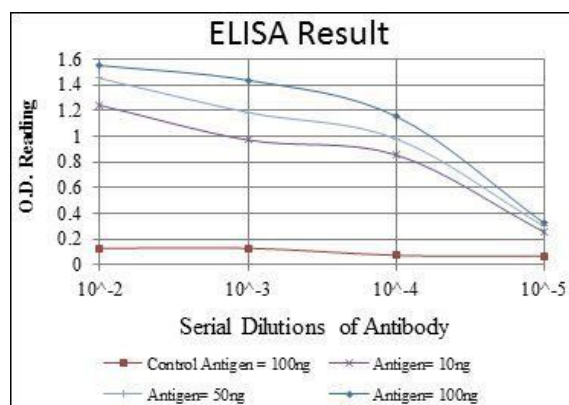
Email: info@biorbyt.com, support@biorbyt.com

Phone: [+1 \(415\) 906-5211](tel:+1(415)906-5211) | Fax: [+1 \(415\) 651-8558](tel:+1(415)651-8558)

Clone Number	B516
Storage	Maintain refrigerated at 2-8°C for up to 2 weeks. For long term storage store at -20°C in small aliquots to prevent freeze-thaw cycles.
Note	For research use only
Entrez	9229
Expiration Date	12 months from date of receipt.



Immunohistochemical analysis of paraffin-embedded human liver cancer tissues using GKAP antibody



Line graph illustrates about the Ag-Ab reactions using serial dilutions of GKAP antibody

Biorbyt Ltd.

7 Signet Court, Swann Road
Cambridge
CB5 8LA
United Kingdom

Email: info@biorbyt.com, support@biorbyt.com

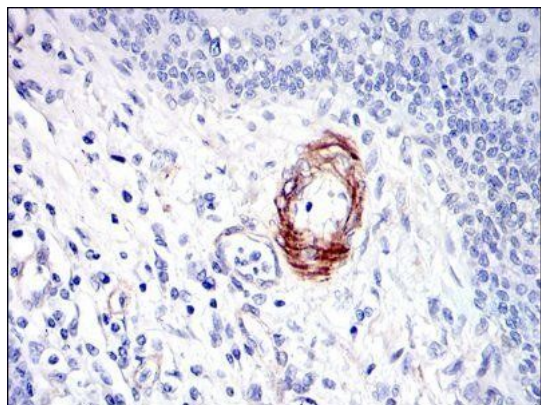
Phone: +44 (0)1223 859353 | Fax: +1 (415) 651-8558

Biorbyt LLC

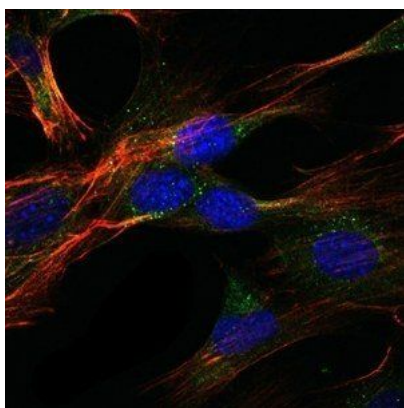
68 TW Alexander Drive
Research Triangle Park
Durham
NC 27713-2847
United States

Email: info@biorbyt.com, support@biorbyt.com

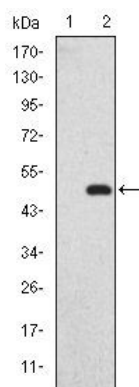
Phone: +1 (415) 906-5211 | Fax: +1 (415) 651-8558



Immunohistochemical analysis of paraffin-embedded human esophagus tis



IF analysis of orb69452.



WB analysis of orb69452.

Biorbyt Ltd.

7 Signet Court, Swann Road
Cambridge
CB5 8LA
United Kingdom

Email: info@biorbyt.com, support@biorbyt.com

Phone: [+44 \(0\)1223 859353](tel:+44(0)1223859353) | Fax: [+1 \(415\) 651-8558](tel:+1(415)6518558)

Biorbyt LLC

68 TW Alexander Drive
Research Triangle Park
Durham
NC 27713-2847
United States

Email: info@biorbyt.com, support@biorbyt.com

Phone: [+1 \(415\) 906-5211](tel:+1(415)9065211) | Fax: [+1 \(415\) 651-8558](tel:+1(415)6518558)