

## Product Datasheet

### BID Antibody (orb69412)

<b>Catalog Number</b>	orb69412
<b>Category</b>	Antibodies
<b>Description</b>	Mouse monoclonal antibody to BID
<b>Target</b>	BID
<b>Clonality</b>	Monoclonal
<b>Species/Host</b>	Mouse
<b>Isotype</b>	Mouse IgG1
<b>Conjugation</b>	Unconjugated
<b>Reactivity</b>	Human
<b>Concentration</b>	Approximately 1mg/ml (varies from batch to batch). Please inquire for precise concentration.
<b>Buffer/Preservatives</b>	Purified antibody in PBS with 0.05% sodium azide.
<b>Immunogen</b>	Purified recombinant full length protein of human BID expressed in E. Coli
<b>UniProt ID</b>	<b>P55957</b>
<b>MW</b>	22kDa
<b>Tested applications</b>	FC, ICC, IHC, WB
<b>Dilution range</b>	WB: 1/500 - 1/2000; IHC: 1/200 - 1/1000; IF/ICC: 1/200 - 1/1000; FCM: 1/200 - 1/400; ELISA: 1/10000
<b>Antibody Type</b>	Primary Antibody

#### Biorbyt Ltd.

7 Signet Court, Swann Road  
Cambridge  
CB5 8LA  
United Kingdom

Email: [info@biorbyt.com](mailto:info@biorbyt.com), [support@biorbyt.com](mailto:support@biorbyt.com)

Phone: [+44 \(0\)1223 859353](tel:+44(0)1223859353) | Fax: [+1 \(415\) 651-8558](tel:+1(415)651-8558)

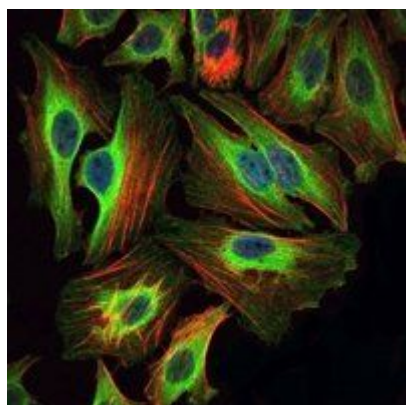
#### Biorbyt LLC

68 TW Alexander Drive  
Research Triangle Park  
Durham  
NC 27713-2847  
United States

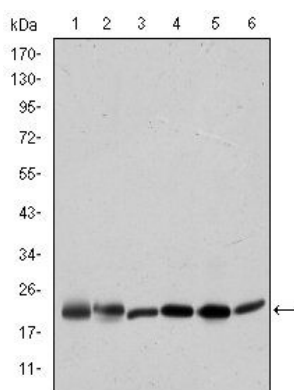
Email: [info@biorbyt.com](mailto:info@biorbyt.com), [support@biorbyt.com](mailto:support@biorbyt.com)

Phone: [+1 \(415\) 906-5211](tel:+1(415)906-5211) | Fax: [+1 \(415\) 651-8558](tel:+1(415)651-8558)

<b>Clone Number</b>	B5E7
<b>Storage</b>	Maintain refrigerated at 2-8°C for up to 2 weeks. For long term storage store at -20°C in small aliquots to prevent freeze-thaw cycles.
<b>Note</b>	For research use only
<b>Entrez</b>	<b>637</b>
<b>Expiration Date</b>	12 months from date of receipt.



Immunofluorescence analysis of HeLa cells using BID antibody



Western blot analysis of HeLa (Lane1), A431 (Lane2), Jurkat (Lane3), A549 (Lane4), HepG2 (Lane5), and HEK293 (Lane6) cell lysate using BID antibody

**Biorbyt Ltd.**

7 Signet Court, Swann Road  
Cambridge  
CB5 8LA  
United Kingdom

Email: [info@biorbyt.com](mailto:info@biorbyt.com), [support@biorbyt.com](mailto:support@biorbyt.com)

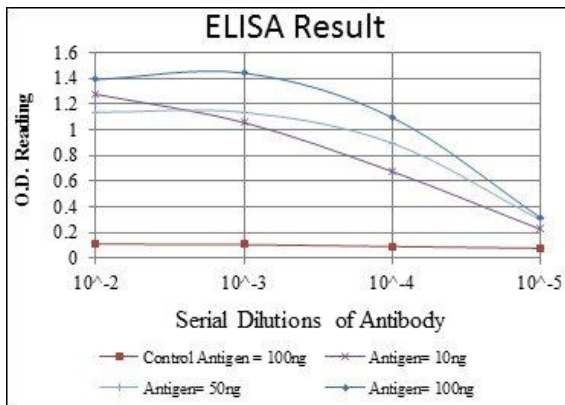
Phone: [+44 \(0\)1223 859353](tel:+44(0)1223859353) | Fax: [+1 \(415\) 651-8558](tel:+1(415)651-8558)

**Biorbyt LLC**

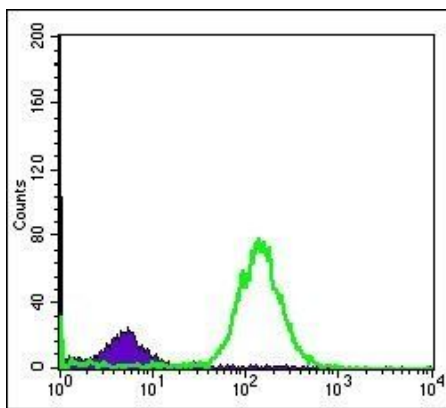
68 TW Alexander Drive  
Research Triangle Park  
Durham  
NC 27713-2847  
United States

Email: [info@biorbyt.com](mailto:info@biorbyt.com), [support@biorbyt.com](mailto:support@biorbyt.com)

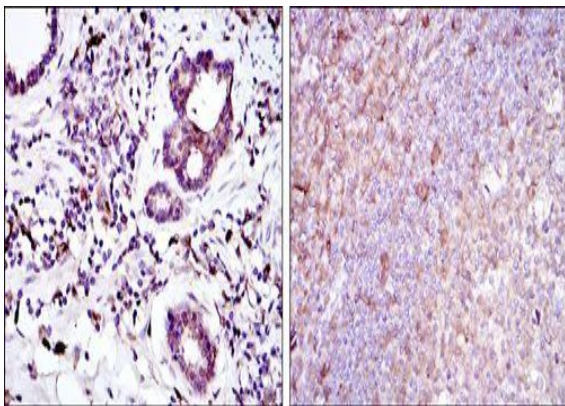
Phone: [+1 \(415\) 906-5211](tel:+1(415)906-5211) | Fax: [+1 \(415\) 651-8558](tel:+1(415)651-8558)



Line graph illustrates about the Ag-Ab reacti



Flow cytometry analysis of orb69412.



IHC analysis of orb69412.

## Biorbyt Ltd.

7 Signet Court, Swann Road  
Cambridge  
CB5 8LA  
United Kingdom

Email: [info@biorbyt.com](mailto:info@biorbyt.com), [support@biorbyt.com](mailto:support@biorbyt.com)  
Phone: +44 (0)1223 859353 | Fax: +1 (415) 651-8558

## Biorbyt LLC

68 TW Alexander Drive  
Research Triangle Park  
Durham  
NC 27713-2847  
United States

Email: [info@biorbyt.com](mailto:info@biorbyt.com), [support@biorbyt.com](mailto:support@biorbyt.com)  
Phone: +1 (415) 906-5211 | Fax: +1 (415) 651-8558