

Product Datasheet

CD1A Antibody (orb69401)

| | |
|-----------------------------|--|
| Catalog Number | orb69401 |
| Category | Antibodies |
| Description | Mouse monoclonal antibody to CD1A |
| Target | CD1A |
| Clonality | Monoclonal |
| Species/Host | Mouse |
| Isotype | Mouse IgG1 |
| Conjugation | Unconjugated |
| Reactivity | Human |
| Concentration | Approximately 1mg/ml (varies from batch to batch). Please inquire for precise concentration. |
| Buffer/Preservatives | Purified antibody in PBS with 0.05% sodium azide. |
| Immunogen | Purified recombinant fragment of human CD1A expressed in E. Coli. |
| UniProt ID | P06126 |
| MW | 37kDa |
| Tested applications | ICC, IHC, WB |
| Dilution range | WB: 1/500 - 1/2000; IHC: 1/200 - 1/1000; IF/ICC: 1/200 - 1/1000; ELISA: 1/10000 |
| Antibody Type | Primary Antibody |

Biorbyt Ltd.

7 Signet Court, Swann Road
Cambridge
CB5 8LA
United Kingdom

Email: info@biorbyt.com, support@biorbyt.com

Phone: [+44 \(0\)1223 859353](tel:+44(0)1223859353) | Fax: [+1 \(415\) 651-8558](tel:+1(415)651-8558)

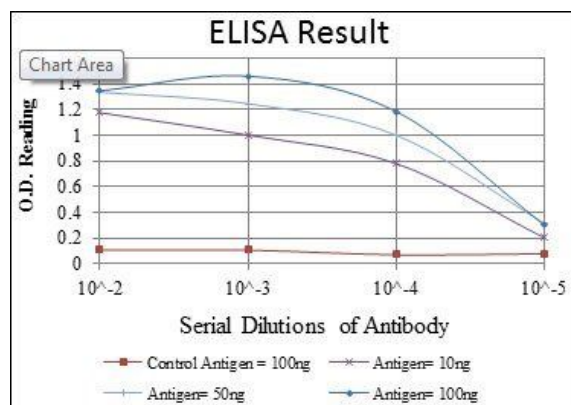
Biorbyt LLC

68 TW Alexander Drive
Research Triangle Park
Durham
NC 27713
United States

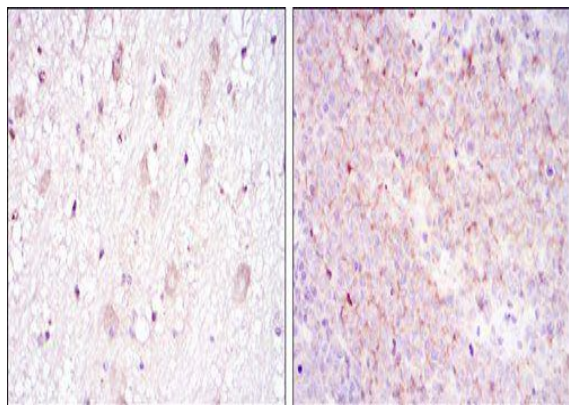
Email: info@biorbyt.com, support@biorbyt.com

Phone: [+1 \(415\) 906-5211](tel:+1(415)906-5211) | Fax: [+1 \(415\) 651-8558](tel:+1(415)651-8558)

| | |
|------------------------|---|
| Clone Number | 7A7B9 |
| Storage | Maintain refrigerated at 2-8°C for up to 2 weeks. For long term storage store at -20°C in small aliquots to prevent freeze-thaw cycles. |
| Note | For research use only |
| Entrez | 909 |
| Expiration Date | 12 months from date of receipt. |



Line graph illustrates about the Ag-Ab reactions using serial dilutions of CD1A antibody



Immunohistochemical analysis of paraffin-embedded brain tissues (left) and submaxillary tumor tissues (right) using CD1A antibody

Biorbyt Ltd.

7 Signet Court, Swann Road
Cambridge
CB5 8LA
United Kingdom

Email: info@biorbyt.com, support@biorbyt.com

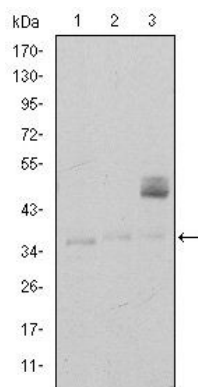
Phone: +44 (0)1223 859353 | Fax: +1 (415) 651-8558

Biorbyt LLC

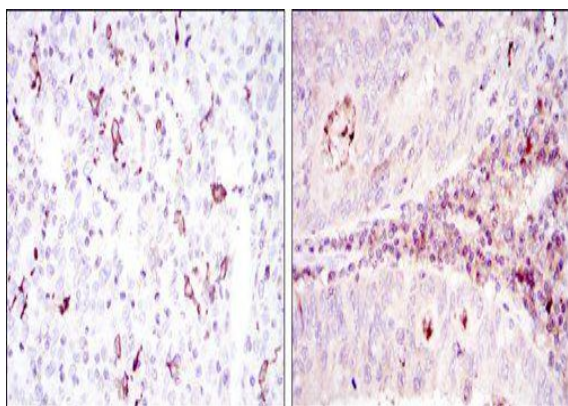
68 TW Alexander Drive
Research Triangle Park
Durham
NC 27713
United States

Email: info@biorbyt.com, support@biorbyt.com

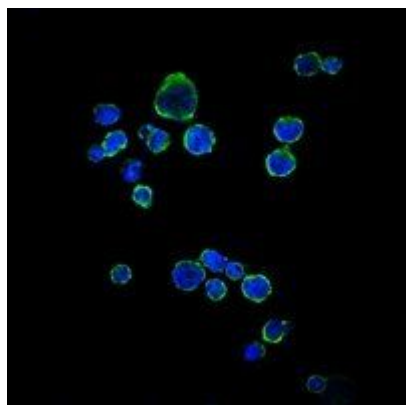
Phone: +1 (415) 906-5211 | Fax: +1 (415) 651-8558



Western blot analysis of K562 (Lane



IHC analysis of orb69401.



IF analysis of orb69401.

Biorbyt Ltd.

7 Signet Court, Swann Road
Cambridge
CB5 8LA
United Kingdom

Email: info@biorbyt.com, support@biorbyt.com

Phone: [+44 \(0\)1223 859353](tel:+44(0)1223859353) | Fax: [+1 \(415\) 651-8558](tel:+1(415)651-8558)

Biorbyt LLC

68 TW Alexander Drive
Research Triangle Park
Durham
NC 27713
United States

Email: info@biorbyt.com, support@biorbyt.com

Phone: [+1 \(415\) 906-5211](tel:+1(415)906-5211) | Fax: [+1 \(415\) 651-8558](tel:+1(415)651-8558)