

## Product Datasheet

### Cytokeratin (Pan) Antibody (orb69073)

<b>Catalog Number</b>	orb69073
<b>Category</b>	Antibodies
<b>Description</b>	Mouse monoclonal antibody to Cytokeratin (Pan)
<b>Target</b>	Disease
<b>Clonality</b>	Monoclonal
<b>Species/Host</b>	Mouse
<b>Isotype</b>	Mouse IgG1
<b>Conjugation</b>	Unconjugated
<b>Reactivity</b>	Human
<b>Concentration</b>	Approximately 1mg/ml (varies from batch to batch). Please inquire for precise concentration.
<b>Buffer/Preservatives</b>	Purified antibody in PBS with 0.05% sodium azide.
<b>Immunogen</b>	Purified recombinant fragment of CK5 expressed in E. Coli.
<b>UniProt ID</b>	<b>P13647</b>
<b>Tested applications</b>	ICC, IHC
<b>Dilution range</b>	IHC: 1/200 - 1/1000; IF/ICC: 1/200 - 1/1000; ELISA: 1/10000
<b>Antibody Type</b>	Primary Antibody
<b>Clone Number</b>	B9J0E6

**Biorbyt Ltd.**

7 Signet Court, Swann Road  
Cambridge  
CB5 8LA  
United Kingdom

Email: [info@biorbyt.com](mailto:info@biorbyt.com), [support@biorbyt.com](mailto:support@biorbyt.com)

Phone: [+44 \(0\)1223 859353](tel:+44(0)1223859353) | Fax: [+1 \(415\) 651-8558](tel:+1(415)651-8558)

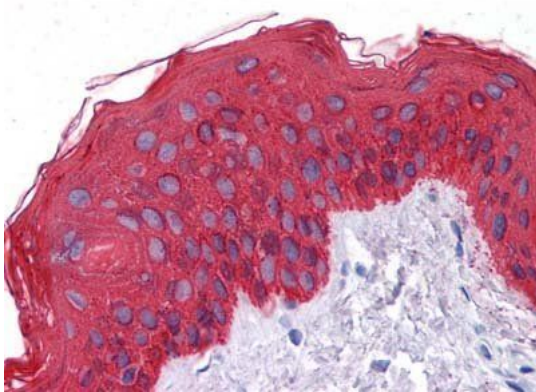
**Biorbyt LLC**

68 TW Alexander Drive  
Research Triangle Park  
Durham  
NC 27713-2847  
United States


Email: [info@biorbyt.com](mailto:info@biorbyt.com), [support@biorbyt.com](mailto:support@biorbyt.com)

Phone: [+1 \(415\) 906-5211](tel:+1(415)906-5211) | Fax: [+1 \(415\) 651-8558](tel:+1(415)651-8558)

<b>Storage</b>	Maintain refrigerated at 2-8°C for up to 2 weeks. For long term storage store at -20°C in small aliquots to prevent freeze-thaw cycles.
<b>Note</b>	For research use only
<b>Entrez</b>	<b>3852</b>
<b>Expiration Date</b>	12 months from date of receipt.



Immunohistochemical analysis of paraffin-embedded human Skin tissues using CK antibody



Western blot analysis of truncated CK5 recombinant protein using CK antibody.

**Biorbyt Ltd.**

7 Signet Court, Swann Road  
Cambridge  
CB5 8LA  
United Kingdom

Email: [info@biorbyt.com](mailto:info@biorbyt.com), [support@biorbyt.com](mailto:support@biorbyt.com)

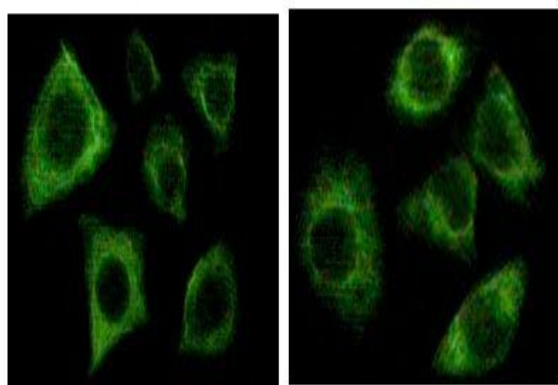
Phone: [+44 \(0\)1223 859353](tel:+44(0)1223859353) | Fax: [+1 \(415\) 651-8558](tel:+1(415)651-8558)

**Biorbyt LLC**

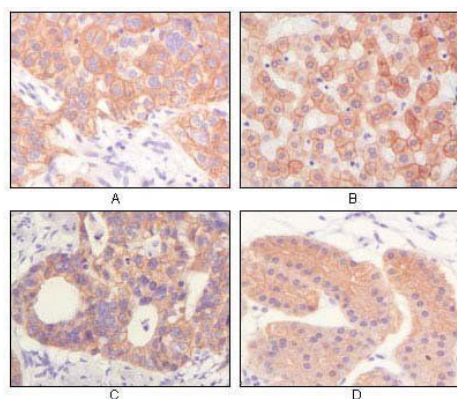
68 TW Alexander Drive  
Research Triangle Park  
Durham  
NC 27713-2847  
United States

Email: [info@biorbyt.com](mailto:info@biorbyt.com), [support@biorbyt.com](mailto:support@biorbyt.com)

Phone: [+1 \(415\) 906-5211](tel:+1(415)906-5211) | Fax: [+1 \(415\) 651-8558](tel:+1(415)651-8558)



Immunofluorescence staining of methanol-fixed Eca-109 (left) and HepG2 (right) cells .



Immunohistochemical analysis of paraffin-embedded human lung squamous cell carcinoma (A), normal hepatocyte (B), colon adenocarcinoma, normal stomach tissue (D) using CK antibody

**Biorbyt Ltd.**

7 Signet Court, Swann Road  
Cambridge  
CB5 8LA  
United Kingdom

Email: [info@biorbyt.com](mailto:info@biorbyt.com), [support@biorbyt.com](mailto:support@biorbyt.com)

Phone: [+44 \(0\)1223 859353](tel:+44(0)1223859353) | Fax: [+1 \(415\) 651-8558](tel:+1(415)651-8558)

**Biorbyt LLC**

68 TW Alexander Drive  
Research Triangle Park  
Durham  
NC 27713-2847  
United States

Email: [info@biorbyt.com](mailto:info@biorbyt.com), [support@biorbyt.com](mailto:support@biorbyt.com)

Phone: [+1 \(415\) 906-5211](tel:+1(415)906-5211) | Fax: [+1 \(415\) 651-8558](tel:+1(415)651-8558)