

Product Datasheet

CD44 Antibody (orb69034)

Catalog Number	orb69034
Category	Antibodies
Description	Mouse monoclonal antibody to CD44
Target	FDA approved drug target related
Clonality	Monoclonal
Species/Host	Mouse
Isotype	Mouse IgG1
Conjugation	Unconjugated
Reactivity	Human, Monkey, Mouse, Rat
Concentration	Approximately 1mg/ml (varies from batch to batch). Please inquire for precise concentration.
Buffer/Preservatives	Purified antibody in PBS with 0.05% sodium azide.
Immunogen	Purified recombinant fragment of human CD44 (628-699) expressed in E. Coli.
UniProt ID	P16070
MW	82kDa
Tested applications	FC, ICC, IHC, WB
Dilution range	WB: 1/500-1/1000; IHC: 1/200 - 1/1000; IF/ICC: 1/200 - 1/1000; FCM: 1/200 - 1/400; ELISA: 1/10000
Antibody Type	Primary Antibody

Biorbyt Ltd.

7 Signet Court, Swann Road
Cambridge
CB5 8LA
United Kingdom

Email: info@biorbyt.com, support@biorbyt.com

Phone: [+44 \(0\)1223 859353](tel:+44(0)1223859353) | Fax: [+1 \(415\) 651-8558](tel:+1(415)651-8558)

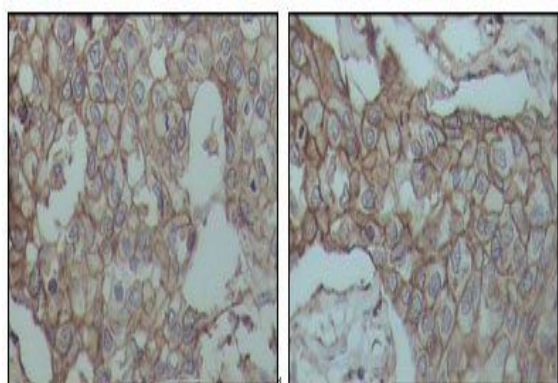
Biorbyt LLC

68 TW Alexander Drive
Research Triangle Park
Durham
NC 27713-2847
United States

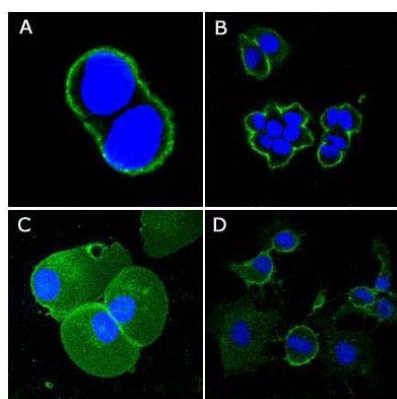
Email: info@biorbyt.com, support@biorbyt.com

Phone: [+1 \(415\) 906-5211](tel:+1(415)906-5211) | Fax: [+1 \(415\) 651-8558](tel:+1(415)651-8558)

Clone Number	B0G4H5
Storage	Maintain refrigerated at 2-8°C for up to 2 weeks. For long term storage store at -20°C in small aliquots to prevent freeze-thaw cycles.
Note	For research use only
Entrez	960
Expiration Date	12 months from date of receipt.



Immunohistochemical analysis of paraffin-embedded human breast carcinoma tissues with DAB staining using CD44 antibody.



Confocal immunofluorescence analysis of methanol-fixed A431 (A), HeLa (B), PANC-1 (C) and EC (D) cells using CD44 antibody

Biorbyt Ltd.

7 Signet Court, Swann Road
Cambridge
CB5 8LA
United Kingdom

Email: info@biorbyt.com, support@biorbyt.com

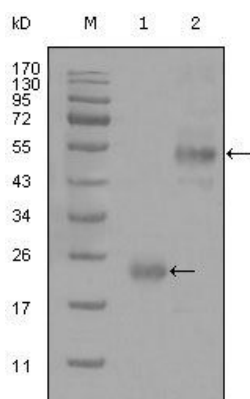
Phone: [+44 \(0\)1223 859353](tel:+44(0)1223859353) | Fax: [+1 \(415\) 651-8558](tel:+1(415)651-8558)

Biorbyt LLC

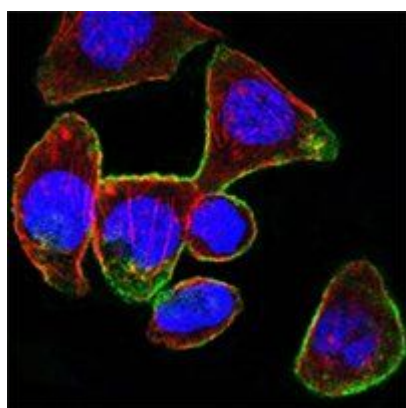
68 TW Alexander Drive
Research Triangle Park
Durham
NC 27713-2847
United States

Email: info@biorbyt.com, support@biorbyt.com


Phone: [+1 \(415\) 906-5211](tel:+1(415)906-5211) | Fax: [+1 \(415\) 651-8558](tel:+1(415)651-8558)



Western blot analysis of truncated Trx-CD44 recombinant protein (lane1) and GST-CD44 recombinant protein (lane2) using CD44 antibody.



Confocal immunofluorescence analysis of PANC-1 cells using CD44 antibody



Western blot analysis of HeLa (lane1) and HUVE-12(lane2) cell lysate using CD44 antibody.

Biorbyt Ltd.

7 Signet Court, Swann Road
Cambridge
CB5 8LA
United Kingdom

Email: info@biorbyt.com, support@biorbyt.com

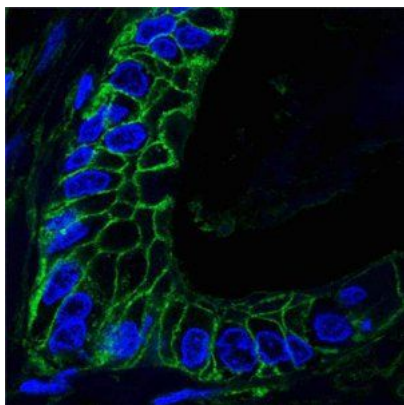
Phone: +44 (0)1223 859353 | Fax: +1 (415) 651-8558

Biorbyt LLC

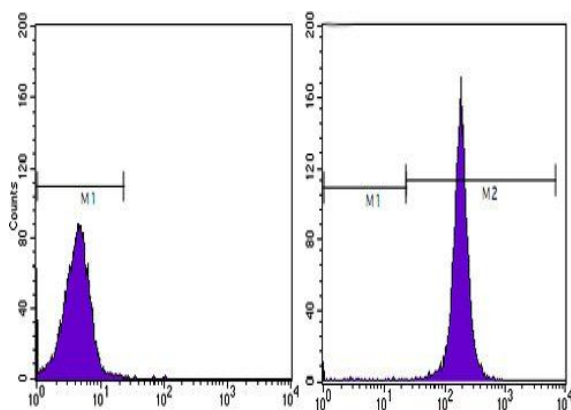
68 TW Alexander Drive
Research Triangle Park
Durham
NC 27713-2847
United States

Email: info@biorbyt.com, support@biorbyt.com

Phone: +1 (415) 906-5211 | Fax: +1 (415) 651-8558



Confocal analysis of paraffin-embedded human lung cancer tissues using CD44 antibody



Flow cytometric analysis of HeLa cells negative control (left) using CD44 antibody (right)

Biorbyt Ltd.

7 Signet Court, Swann Road
Cambridge
CB5 8LA
United Kingdom

Email: info@biorbyt.com, support@biorbyt.com

Phone: [+44 \(0\)1223 859353](tel:+44(0)1223859353) | Fax: [+1 \(415\) 651-8558](tel:+1(415)651-8558)

Biorbyt LLC

68 TW Alexander Drive
Research Triangle Park
Durham
NC 27713-2847
United States

Email: info@biorbyt.com, support@biorbyt.com

Phone: [+1 \(415\) 906-5211](tel:+1(415)906-5211) | Fax: [+1 \(415\) 651-8558](tel:+1(415)651-8558)