

Product Datasheet

TIGIT Biosimilar Antibody (orb689329)

Catalog Number	orb689329
Category	Antibodies
Description	Anti-TIGIT (etigilimab biosimilar) mAb
Target	TIGIT
Clonality	Monoclonal
Species/Host	Human Humanized
Isotype	Human IgG1 - kappa
Conjugation	Unconjugated
Reactivity	Human
Form/Appearance	Powder
Reconstitution	Lyophilized from sterile PBS, pH 7.4. Normally 5 % - 8% trehalose is added as protectants before lyophilization. Please see Certificate of Analysis for specific instructions of reconstitution.
Purification	Purified from cell culture supernatant by affinity chromatography
UniProt ID	Q495A1
Tested applications	ELISA, FC
Dilution range	ELISA 1:5000-10000; Flow Cyt 1:100
Antibody Type	Biosimilar Antibody

Biorbyt Ltd.

7 Signet Court, Swann Road
Cambridge
CB5 8LA
United Kingdom

Email: info@biorbyt.com, support@biorbyt.com

Phone: [+44 \(0\)1223 859353](tel:+44(0)1223859353) | Fax: [+1 \(415\) 651-8558](tel:+1(415)651-8558)

Biorbyt LLC

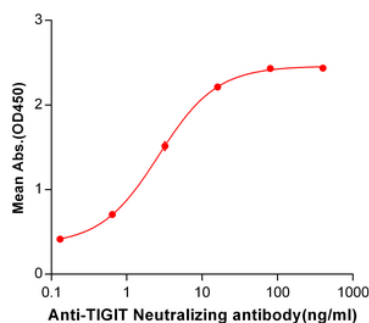
68 TW Alexander Drive
Research Triangle Park
Durham
NC 27713-2847
United States

Email: info@biorbyt.com, support@biorbyt.com

Phone: [+1 \(415\) 906-5211](tel:+1(415)906-5211) | Fax: [+1 \(415\) 651-8558](tel:+1(415)651-8558)

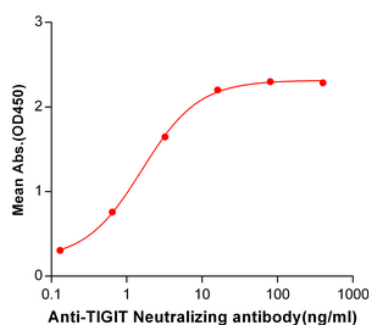
Storage	Maintain refrigerated at 2-8°C for up to 2 weeks. For long term storage store at -20°C in small aliquots to prevent freeze-thaw cycles.
Note	For research use only
Expiration Date	12 months from date of receipt.

Anti-TIGIT (etigilimab biosimilar) mAb ELISA
0.2 µg of TIGIT, His Tagged protein per well



ELISA plate pre-coated by 2 µg/ml (100 µL/well) Human TIGIT, His tagged protein orb689482 can bind Anti-TIGIT Neutralizing antibody in a linear range of 0.13-16.0 ng/ml.

Anti-TIGIT (etigilimab biosimilar) mAb ELISA
0.2 µg of TIGIT, mFc Tagged protein per well



ELISA plate pre-coated by 2 µg/ml (100 µL/well) Human TIGIT, mFc tagged protein orb689481 can bind Anti-TIGIT Neutralizing antibody in a linear range of 0.13-16.0 ng/ml.

Biorbyt Ltd.

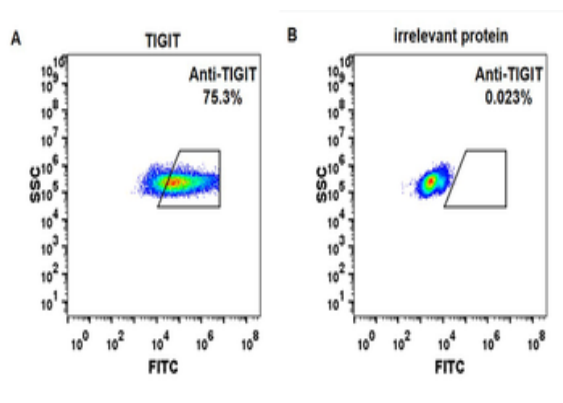
7 Signet Court, Swann Road
Cambridge
CB5 8LA
United Kingdom

Email: info@biorbyt.com, support@biorbyt.com
Phone: +44 (0)1223 859353 | Fax: +1 (415) 651-8558

Biorbyt LLC

68 TW Alexander Drive
Research Triangle Park
Durham
NC 27713-2847
United States

Email: info@biorbyt.com, support@biorbyt.com
Phone: +1 (415) 906-5211 | Fax: +1 (415) 651-8558



HEK293 cell line transfected with irrelevant protein (B) and human TIGIT protein (A) were surface stained with anti-TIGIT neutralizing antibody 1 $\mu\text{g/ml}$ (etigilimab) followed by Alexa 488-conjugated anti-human IgG secondary antibody.

Biorbyt Ltd.

7 Signet Court, Swann Road
Cambridge
CB5 8LA
United Kingdom

Email: info@biorbyt.com, support@biorbyt.com

Phone: [+44 \(0\)1223 859353](tel:+44(0)1223859353) | Fax: [+1 \(415\) 651-8558](tel:+1(415)651-8558)

Biorbyt LLC

68 TW Alexander Drive
Research Triangle Park
Durham
NC 27713-2847
United States

Email: info@biorbyt.com, support@biorbyt.com

Phone: [+1 \(415\) 906-5211](tel:+1(415)906-5211) | Fax: [+1 \(415\) 651-8558](tel:+1(415)651-8558)