

## Product Datasheet

### CD30 Biosimilar Antibody (orb689322)

<b>Catalog Number</b>	orb689322
<b>Category</b>	Antibodies
<b>Description</b>	Anti-CD30 (brentuximab biosimilar) mAb
<b>Target</b>	CD30
<b>Clonality</b>	Monoclonal
<b>Species/Host</b>	Chimeric
<b>Isotype</b>	Human IgG1 - kappa
<b>Conjugation</b>	Unconjugated
<b>Reactivity</b>	Human
<b>Form/Appearance</b>	Powder
<b>Reconstitution</b>	Lyophilized from sterile PBS, pH 7.4. Normally 5 % - 8% trehalose is added as protectants before lyophilization. Please see Certificate of Analysis for specific instructions of reconstitution.
<b>Purification</b>	Purified from cell culture supernatant by affinity chromatography
<b>UniProt ID</b>	<b>P28908</b>
<b>Tested applications</b>	ELISA, FC
<b>Dilution range</b>	ELISA 1:5000-10000; Flow Cyt 1:100
<b>Antibody Type</b>	Biosimilar Antibody

#### Biorbyt Ltd.

7 Signet Court, Swann Road  
Cambridge  
CB5 8LA  
United Kingdom

Email: [info@biorbyt.com](mailto:info@biorbyt.com), [support@biorbyt.com](mailto:support@biorbyt.com)  
Phone: [+44 \(0\)1223 859353](tel:+44(0)1223859353) | Fax: [+1 \(415\) 651-8558](tel:+1(415)651-8558)

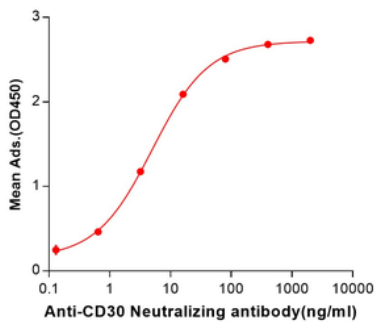
#### Biorbyt LLC

68 TW Alexander Drive  
Research Triangle Park  
Durham  
NC 27713-2847  
United States

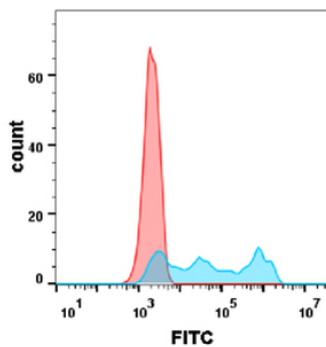
Email: [info@biorbyt.com](mailto:info@biorbyt.com), [support@biorbyt.com](mailto:support@biorbyt.com)  
Phone: [+1 \(415\) 906-5211](tel:+1(415)906-5211) | Fax: [+1 \(415\) 651-8558](tel:+1(415)651-8558)

<b>Storage</b>	Maintain refrigerated at 2-8°C for up to 2 weeks. For long term storage store at -20°C in small aliquots to prevent freeze-thaw cycles.
<b>Note</b>	For research use only
<b>Expiration Date</b>	12 months from date of receipt.

**Anti-CD30 (brentuximab biosimilar) mAb ELISA**  
0.2 µg of CD30, His Tagged protein per well



ELISA plate pre-coated by 2 µg/ml (100 µL/well) Human CD30, His tagged protein (orb689465) can bind Anti-CD30 Neutralizing antibody in a linear range of 0.13-80.0 ng/ml.



Flow cytometry analysis with Anti-CD30 (brentuximab) on Expi293 cells transfected with human CD30 (Blue histogram) or Expi293 transfected with irrelevant protein (Red histogram).

**Biorbyt Ltd.**

7 Signet Court, Swann Road  
Cambridge  
CB5 8LA  
United Kingdom

Email: [info@biorbyt.com](mailto:info@biorbyt.com), [support@biorbyt.com](mailto:support@biorbyt.com)

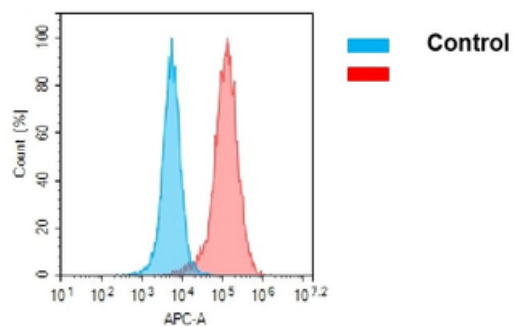
Phone: +44 (0)1223 859353 | Fax: +1 (415) 651-8558

**Biorbyt LLC**

68 TW Alexander Drive  
Research Triangle Park  
Durham  
NC 27713-2847  
United States

Email: [info@biorbyt.com](mailto:info@biorbyt.com), [support@biorbyt.com](mailto:support@biorbyt.com)

Phone: +1 (415) 906-5211 | Fax: +1 (415) 651-8558

**A**

Flow cytometry analysis of antigen binding of anti-human CD30 mAb (orb689322). (A) A clear peak shift of orb689322 was seen compared to the control when incubated with CD30-expressing 8226 cells, indicating strong binding of orb689322 to CD30. Antibodies were incubated at 2 µg/mL.

**Biorbyt Ltd.**

7 Signet Court, Swann Road  
Cambridge  
CB5 8LA  
United Kingdom

Email: [info@biorbyt.com](mailto:info@biorbyt.com), [support@biorbyt.com](mailto:support@biorbyt.com)

Phone: [+44 \(0\)1223 859353](tel:+44(0)1223859353) | Fax: [+1 \(415\) 651-8558](tel:+1(415)651-8558)

**Biorbyt LLC**

68 TW Alexander Drive  
Research Triangle Park  
Durham  
NC 27713-2847  
United States

Email: [info@biorbyt.com](mailto:info@biorbyt.com), [support@biorbyt.com](mailto:support@biorbyt.com)

Phone: [+1 \(415\) 906-5211](tel:+1(415)906-5211) | Fax: [+1 \(415\) 651-8558](tel:+1(415)651-8558)