

Product Datasheet

B7-H3 Biosimilar Antibody (orb689315)

Catalog Number	orb689315
Category	Antibodies
Description	Anti-B7-H3 (enoblituzumab biosimilar) mAb
Target	B7-H3
Clonality	Monoclonal
Species/Host	Human Humanized
Isotype	Human IgG1 - kappa
Conjugation	Unconjugated
Reactivity	Human
Form/Appearance	Powder
Reconstitution	Lyophilized from sterile PBS, pH 7.4. Normally 5 % - 8% trehalose is added as protectants before lyophilization. Please see Certificate of Analysis for specific instructions of reconstitution.
Purification	Purified from cell culture supernatant by affinity chromatography
UniProt ID	Q5ZPR3
Tested applications	ELISA, FC
Dilution range	ELISA 1:5000-10000; Flow Cyt 1:100
Antibody Type	Biosimilar Antibody

Biorbyt Ltd.

7 Signet Court, Swann Road
Cambridge
CB5 8LA
United Kingdom

Email: info@biorbyt.com, support@biorbyt.com
Phone: [+44 \(0\)1223 859353](tel:+44(0)1223859353) | Fax: [+1 \(415\) 651-8558](tel:+1(415)651-8558)

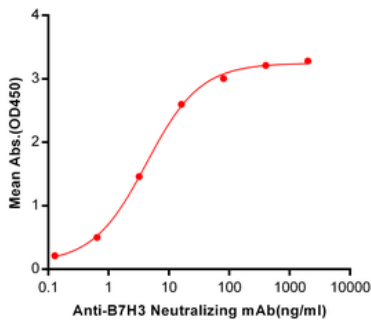
Biorbyt LLC

68 TW Alexander Drive
Research Triangle Park
Durham
NC 27713-2847
United States

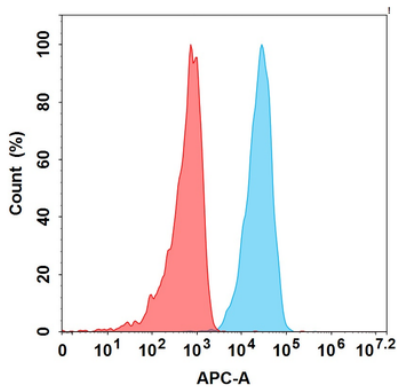
Email: info@biorbyt.com, support@biorbyt.com
Phone: [+1 \(415\) 906-5211](tel:+1(415)906-5211) | Fax: [+1 \(415\) 651-8558](tel:+1(415)651-8558)

Storage	Maintain refrigerated at 2-8°C for up to 2 weeks. For long term storage store at -20°C in small aliquots to prevent freeze-thaw cycles.
Note	For research use only
Expiration Date	12 months from date of receipt.

Anti-B7-H3 (enoblituzumab biosimilar) mAb ELISA
0.2 µg of Human B7H3, mFc-His Tagged protein per well



ELISA plate pre-coated by 2 µg/ml (100 µL/well) Human B7-H3, mFc-His tagged protein orb689373 can bind Anti-B7-H3 Neutralizing antibody in a linear range of 0.24-31.25 ng/ml.



Flow cytometry analysis with 1 µg/mL Anti-B7-H3 (enoblituzumab biosimilar) mAb (orb689315) on Hela cells (Blue histogram) or isotype control mAb on Hela cells (Red histogram).

Biorbyt Ltd.

7 Signet Court, Swann Road
Cambridge
CB5 8LA
United Kingdom

Email: info@biorbyt.com, support@biorbyt.com

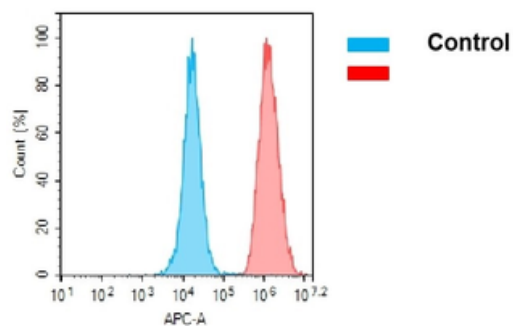
Phone: +44 (0)1223 859353 | Fax: +1 (415) 651-8558

Biorbyt LLC

68 TW Alexander Drive
Research Triangle Park
Durham
NC 27713-2847
United States

Email: info@biorbyt.com, support@biorbyt.com

Phone: +1 (415) 906-5211 | Fax: +1 (415) 651-8558

**A**

Flow cytometry analysis of antigen binding of anti-human B7-H3 mAb (orb689315). (A) A clear peak shift of orb689315 was seen compared to the control when incubated with B7-H3-expressing Hela cells, indicating strong binding of orb689315 to B7-H3. Antibodies were incubated at 2 µg/mL.

Biorbyt Ltd.

7 Signet Court, Swann Road
Cambridge
CB5 8LA
United Kingdom

Email: info@biorbyt.com, support@biorbyt.com

Phone: [+44 \(0\)1223 859353](tel:+44(0)1223859353) | Fax: [+1 \(415\) 651-8558](tel:+1(415)651-8558)

Biorbyt LLC

68 TW Alexander Drive
Research Triangle Park
Durham
NC 27713-2847
United States

Email: info@biorbyt.com, support@biorbyt.com

Phone: [+1 \(415\) 906-5211](tel:+1(415)906-5211) | Fax: [+1 \(415\) 651-8558](tel:+1(415)651-8558)