

Product Datasheet

TPT1 Antibody (orb689085)

Catalog Number	orb689085
Category	Antibodies
Description	This TPT1 Recombinant monoclonal Antibody is an unconjugated monoclonal product. It targets TPT1 using a synthesized peptide derived from human TCTP as the immunogen. This antibody is suitable for ELISA, IF, IHC, IP, WB. Purification: Affinity-chromatography.
Target	TPT1
Clonality	Monoclonal
Species/Host	Rabbit
Isotype	Rabbit IgG
Conjugation	Unconjugated
Reactivity	Human, Mouse
Form/Appearance	Liquid
Buffer/Preservatives	Rabbit IgG in phosphate buffered saline, pH 7.4, 150mM NaCl, 0.02% sodium azide and 50% glycerol.
Purification	Affinity-chromatography
Immunogen	A synthesized peptide derived from human TCTP
UniProt ID	P13693
Tested applications	ELISA, IF, IHC, IP, WB
Dilution range	WB:1:500-1:5000, IHC-P:1:50-1:200, IF:1:20-1:200, IP:1:200-1:1000

Biorbyt Ltd.

7 Signet Court, Swann Road
Cambridge
CB5 8LA
United Kingdom

Email: info@biorbyt.com, support@biorbyt.com

Phone: [+44 \(0\)1223 859353](tel:+44(0)1223859353) | Fax: [+1 \(415\) 651-8558](tel:+1(415)651-8558)

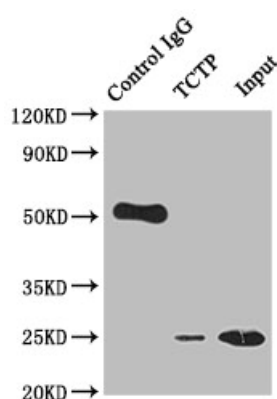
Biorbyt LLC

68 TW Alexander Drive
Research Triangle Park
Durham
NC 27713
United States

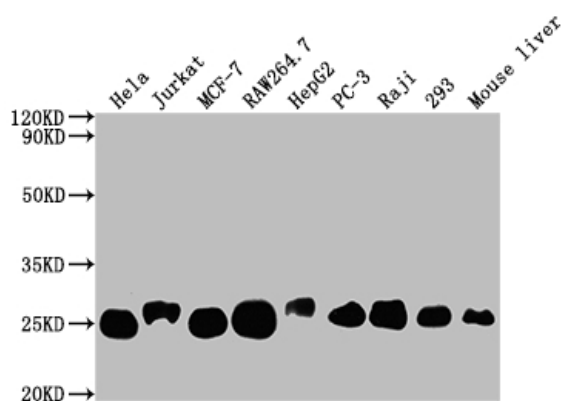
Email: info@biorbyt.com, support@biorbyt.com

Phone: [+1 \(415\) 906-5211](tel:+1(415)906-5211) | Fax: [+1 \(415\) 651-8558](tel:+1(415)651-8558)

Antibody Type	Recombinant Antibody
Clone Number	10A9
Storage	Maintain refrigerated at 2-8°C for up to 2 weeks. For long term storage store at -20°C in small aliquots to prevent freeze-thaw cycles.
Note	For research use only
Expiration Date	12 months from date of receipt.



Immunoprecipitation analysis of HeLa whole cell using TPT1 antibody



Western blot analysis of HeLa whole cell lysate, Jurkat whole cell lysate, MCF-7 whole cell lysate, RAW264.7 whole cell lysate, HepG2 whole cell lysate, PC-3 whole cell lysate, Raji whole cell lysate, 293 whole cell lysate, Mouse liver tissue using TPT1 a

Biorbyt Ltd.

7 Signet Court, Swann Road
Cambridge
CB5 8LA
United Kingdom

Email: info@biorbyt.com, support@biorbyt.com

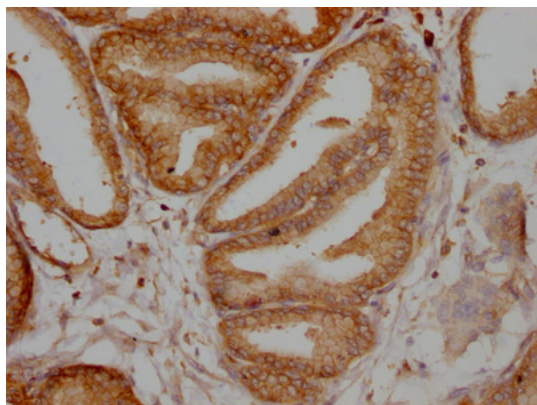
Phone: [+44 \(0\)1223 859353](tel:+44(0)1223859353) | Fax: [+1 \(415\) 651-8558](tel:+1(415)651-8558)

Biorbyt LLC

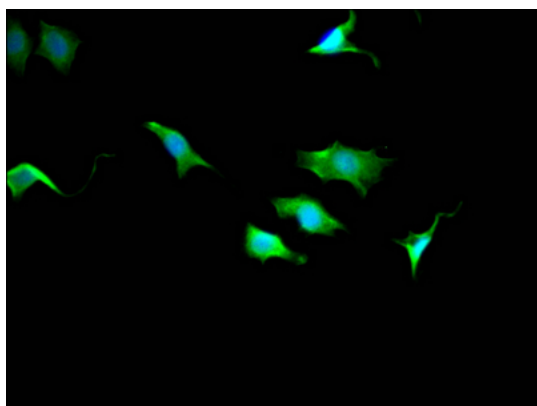
68 TW Alexander Drive
Research Triangle Park
Durham
NC 27713
United States

Email: info@biorbyt.com, support@biorbyt.com

Phone: [+1 \(415\) 906-5211](tel:+1(415)906-5211) | Fax: [+1 \(415\) 651-8558](tel:+1(415)651-8558)



Immunohistochemical staining of human prostate tissue using TPT1 antibody



Immunofluorescence analysis of SY5Y Cells using TPT1 antibody

Biorbyt Ltd.

7 Signet Court, Swann Road
Cambridge
CB5 8LA
United Kingdom

Email: info@biorbyt.com, support@biorbyt.com
Phone: [+44 \(0\)1223 859353](tel:+44(0)1223859353) | Fax: [+1 \(415\) 651-8558](tel:+1(415)651-8558)

Biorbyt LLC

68 TW Alexander Drive
Research Triangle Park
Durham
NC 27713
United States

Email: info@biorbyt.com, support@biorbyt.com
Phone: [+1 \(415\) 906-5211](tel:+1(415)906-5211) | Fax: [+1 \(415\) 651-8558](tel:+1(415)651-8558)