

## Product Datasheet

### PD-L1 Antibody (orb688864)

<b>Catalog Number</b>	orb688864
<b>Category</b>	Antibodies
<b>Description</b>	This PD-L1 monoclonal Antibody is an unconjugated monoclonal product. It targets PD-L1 using a Recombinant Human Programmed cell death 1 ligand 1 protein (19-238AA) as the immunogen. This antibody is suitable for ELISA, FC, IF, IHC, WB. Purification: >95%, Protein G purified.
<b>Target</b>	PD-L1
<b>Clonality</b>	Monoclonal
<b>Species/Host</b>	Mouse
<b>Isotype</b>	IgG2b
<b>Conjugation</b>	Unconjugated
<b>Reactivity</b>	Human
<b>Form/Appearance</b>	Liquid
<b>Buffer/Preservatives</b>	Preservative: 0.03% Proclin 300. Constituents: 50% Glycerol
<b>Purification</b>	>95%, Protein G purified
<b>Immunogen</b>	Recombinant Human Programmed cell death 1 ligand 1 protein (19-238AA)
<b>UniProt ID</b>	<b>Q9NZQ7</b>
<b>Tested applications</b>	ELISA, FC, IF, IHC, WB
<b>Dilution range</b>	WB:1:1000-1:5000, IHC-P:1:50-1:200, IF:1:50-1:200, FC:1:100-1:500

**Biorbyt Ltd.**

7 Signet Court, Swann Road  
Cambridge  
CB5 8LA  
United Kingdom

Email: [info@biorbyt.com](mailto:info@biorbyt.com), [support@biorbyt.com](mailto:support@biorbyt.com)

Phone: [+44 \(0\)1223 859353](tel:+44(0)1223859353) | Fax: [+1 \(415\) 651-8558](tel:+1(415)651-8558)

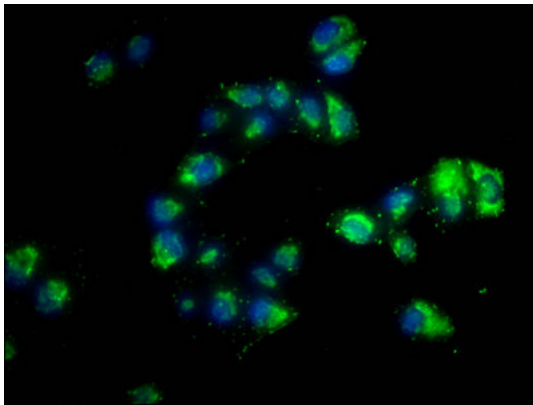
**Biorbyt LLC**

68 TW Alexander Drive  
Research Triangle Park  
Durham  
NC 27713  
United States

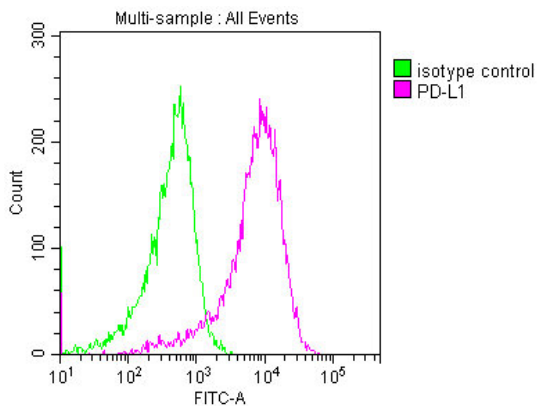
Email: [info@biorbyt.com](mailto:info@biorbyt.com), [support@biorbyt.com](mailto:support@biorbyt.com)

Phone: [+1 \(415\) 906-5211](tel:+1(415)906-5211) | Fax: [+1 \(415\) 651-8558](tel:+1(415)651-8558)

<b>Clone Number</b>	B36F0E4
<b>Storage</b>	Maintain refrigerated at 2-8°C for up to 2 weeks. For long term storage store at -20°C in small aliquots to prevent freeze-thaw cycles.
<b>Note</b>	For research use only
<b>Expiration Date</b>	12 months from date of receipt.



Immunofluorescence analysis of HeLa cells using PD-L1 antibody



Flow cytometric analysis of 293 cells using PD-L1 antibody

**Biorbyt Ltd.**

7 Signet Court, Swann Road  
Cambridge  
CB5 8LA  
United Kingdom

Email: [info@biorbyt.com](mailto:info@biorbyt.com), [support@biorbyt.com](mailto:support@biorbyt.com)

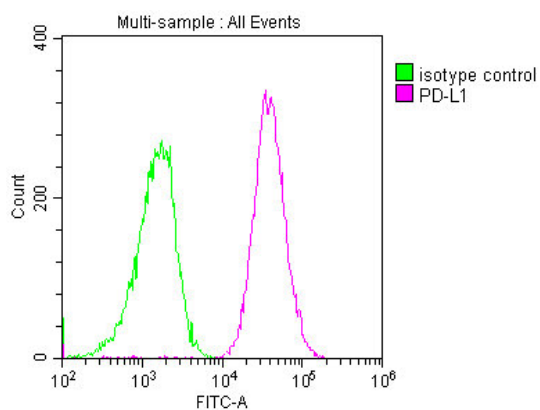
Phone: +44 (0)1223 859353 | Fax: +1 (415) 651-8558

**Biorbyt LLC**

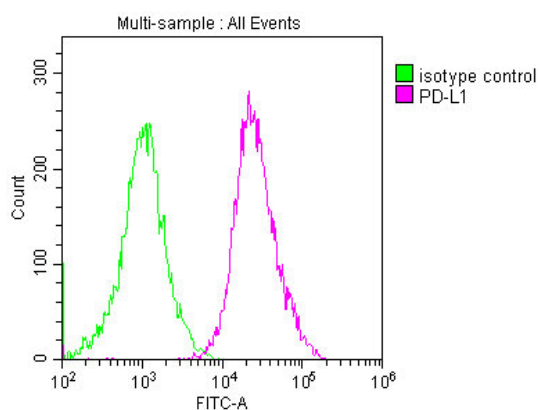
68 TW Alexander Drive  
Research Triangle Park  
Durham  
NC 27713  
United States

Email: [info@biorbyt.com](mailto:info@biorbyt.com), [support@biorbyt.com](mailto:support@biorbyt.com)

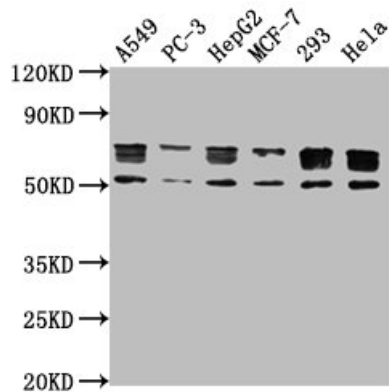
Phone: +1 (415) 906-5211 | Fax: +1 (415) 651-8558



Flow cytometric analysis of A549 cells using PD-L1 antibody



Flow cytometric analysis of HeLa cells using PD-L1 antibody



Western blot analysis of Human Brain Tissue using PD-L1 antibody

## Biorbyt Ltd.

7 Signet Court, Swann Road  
Cambridge  
CB5 8LA  
United Kingdom

Email: [info@biorbyt.com](mailto:info@biorbyt.com), [support@biorbyt.com](mailto:support@biorbyt.com)

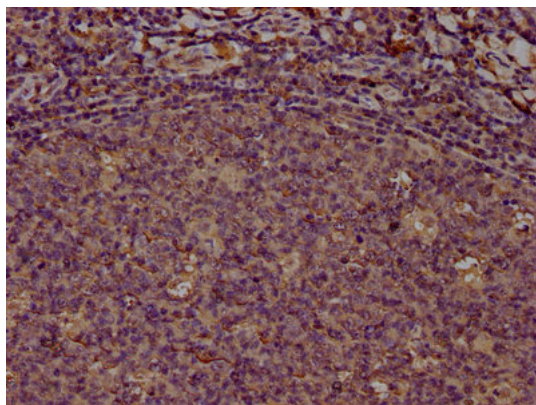
Phone: +44 (0)1223 859353 | Fax: +1 (415) 651-8558

## Biorbyt LLC

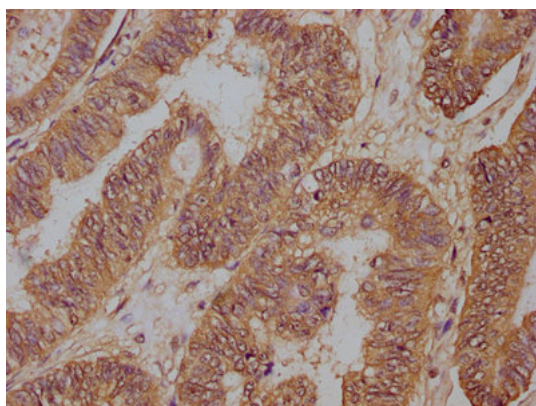
68 TW Alexander Drive  
Research Triangle Park  
Durham  
NC 27713  
United States

Email: [info@biorbyt.com](mailto:info@biorbyt.com), [support@biorbyt.com](mailto:support@biorbyt.com)

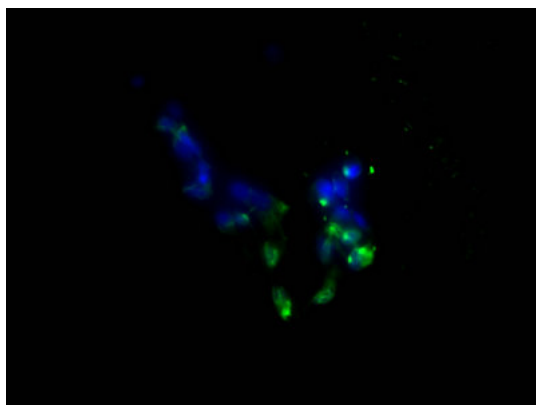
Phone: +1 (415) 906-5211 | Fax: +1 (415) 651-8558



Immunohistochemical staining of human tonsil tissue using PD-L1 antibody



Immunohistochemical staining of using PD-L1 antibody



Immunofluorescence analysis of 293 cells using PD-L1 antibody

**Biorbyt Ltd.**

7 Signet Court, Swann Road  
Cambridge  
CB5 8LA  
United Kingdom

Email: [info@biorbyt.com](mailto:info@biorbyt.com), [support@biorbyt.com](mailto:support@biorbyt.com)

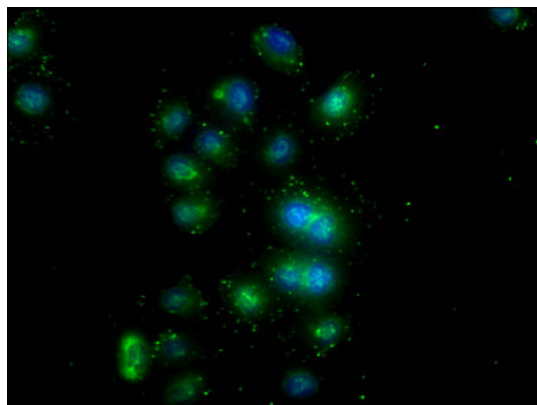
Phone: [+44 \(0\)1223 859353](tel:+44(0)1223859353) | Fax: [+1 \(415\) 651-8558](tel:+1(415)651-8558)

**Biorbyt LLC**

68 TW Alexander Drive  
Research Triangle Park  
Durham  
NC 27713  
United States

Email: [info@biorbyt.com](mailto:info@biorbyt.com), [support@biorbyt.com](mailto:support@biorbyt.com)

Phone: [+1 \(415\) 906-5211](tel:+1(415)906-5211) | Fax: [+1 \(415\) 651-8558](tel:+1(415)651-8558)



Immunofluorescence analysis of A549 cells using PD-L1 antibody

---

**Biorbyt Ltd.**

7 Signet Court, Swann Road  
Cambridge  
CB5 8LA  
United Kingdom

Email: [info@biorbyt.com](mailto:info@biorbyt.com), [support@biorbyt.com](mailto:support@biorbyt.com)

Phone: [+44 \(0\)1223 859353](tel:+44(0)1223859353) | Fax: [+1 \(415\) 651-8558](tel:+1(415)651-8558)

**Biorbyt LLC**

68 TW Alexander Drive  
Research Triangle Park  
Durham  
NC 27713  
United States

Email: [info@biorbyt.com](mailto:info@biorbyt.com), [support@biorbyt.com](mailto:support@biorbyt.com)

Phone: [+1 \(415\) 906-5211](tel:+1(415)906-5211) | Fax: [+1 \(415\) 651-8558](tel:+1(415)651-8558)