

Product Datasheet

TTR Antibody (orb688779)

Catalog Number	orb688779
Category	Antibodies
Description	This TTR monoclonal Antibody is an unconjugated monoclonal product. It targets TTR using a Recombinant Protein as the immunogen. This antibody is suitable for ELISA, IHC, WB. Purification: The antibody was affinity-purified from mouse ascites by affinity-chromatography using specific immunogen..
Target	TTR
Clonality	Monoclonal
Species/Host	Mouse
Isotype	IgG
Conjugation	Unconjugated
Reactivity	Human
Form/Appearance	Liquid
Buffer/Preservatives	PBS, pH 7.4, containing 0.02% sodium azide as Preservative and 50% Glycerol.
Purification	The antibody was affinity-purified from mouse ascites by affinity-chromatography using specific immunogen.
Immunogen	Recombinant Protein
UniProt ID	P02766
Tested applications	ELISA, IHC, WB
Dilution range	WB:1:500-1:5000, IHC-P:1:50-1:500

Biorbyt Ltd.

7 Signet Court, Swann Road
Cambridge
CB5 8LA
United Kingdom


Email: info@biorbyt.com, support@biorbyt.com
Phone: [+44 \(0\)1223 859353](tel:+44(0)1223859353) | Fax: [+1 \(415\) 651-8558](tel:+1(415)651-8558)

Biorbyt LLC

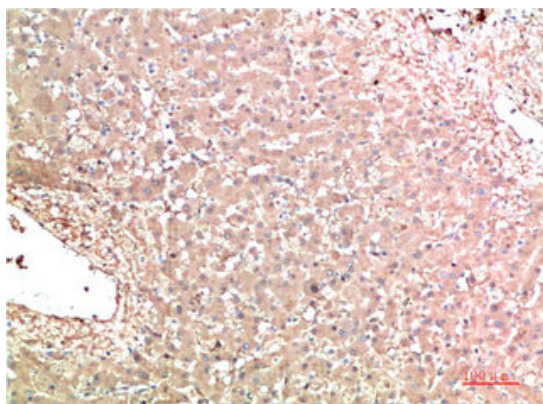
68 TW Alexander Drive
Research Triangle Park
Durham
NC 27713-2847
United States

Email: info@biorbyt.com, support@biorbyt.com
Phone: [+1 \(415\) 906-5211](tel:+1(415)906-5211) | Fax: [+1 \(415\) 651-8558](tel:+1(415)651-8558)

Clone Number	B8D8
Storage	Maintain refrigerated at 2-8°C for up to 2 weeks. For long term storage store at -20°C in small aliquots to prevent freeze-thaw cycles.
Note	For research use only
Expiration Date	12 months from date of receipt.



Western blot analysis of Human Serum using Transthyretin antibody



Immunohistochemical staining of Human Liver Carcinoma Tissue using Transthyretin antibody

Biorbyt Ltd.

7 Signet Court, Swann Road
Cambridge
CB5 8LA
United Kingdom

Email: info@biorbyt.com, support@biorbyt.com

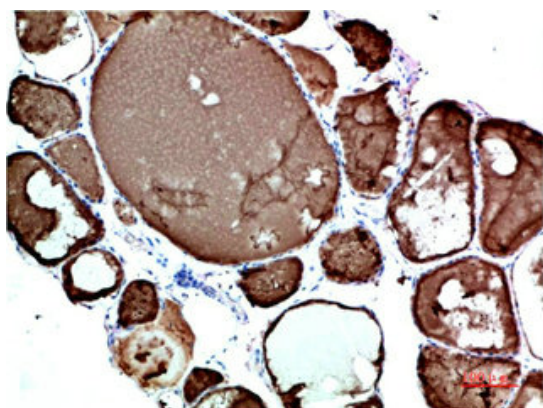
Phone: +44 (0)1223 859353 | Fax: +1 (415) 651-8558

Biorbyt LLC

68 TW Alexander Drive
Research Triangle Park
Durham
NC 27713-2847
United States

Email: info@biorbyt.com, support@biorbyt.com

Phone: +1 (415) 906-5211 | Fax: +1 (415) 651-8558



Immunohistochemical staining of Human Thyroid Tissue using Transthyretin antibody

Biorbyt Ltd.

7 Signet Court, Swann Road
Cambridge
CB5 8LA
United Kingdom

Email: info@biorbyt.com, support@biorbyt.com

Phone: [+44 \(0\)1223 859353](tel:+44(0)1223859353) | Fax: [+1 \(415\) 651-8558](tel:+1(415)651-8558)

Biorbyt LLC

68 TW Alexander Drive
Research Triangle Park
Durham
NC 27713-2847
United States

Email: info@biorbyt.com, support@biorbyt.com

Phone: [+1 \(415\) 906-5211](tel:+1(415)906-5211) | Fax: [+1 \(415\) 651-8558](tel:+1(415)651-8558)