

Product Datasheet

CBX3 Antibody (orb688760)

Catalog Number	orb688760
Category	Antibodies
Description	This CBX3 monoclonal Antibody is an unconjugated monoclonal product. It targets CBX3 using a Recombinant Protein of HP-1γ as the immunogen. This antibody is suitable for ELISA, IHC, WB. Purification: The antibody was affinity-purified from mouse ascites by affinity-chromatography using specific immunogen..
Target	CBX3
Clonality	Monoclonal
Species/Host	Mouse
Isotype	IgG
Conjugation	Unconjugated
Reactivity	Human, Mouse, Rat
Form/Appearance	Liquid
Buffer/Preservatives	PBS, pH 7.4, containing 0.02% sodium azide as Preservative and 50% Glycerol.
Purification	The antibody was affinity-purified from mouse ascites by affinity-chromatography using specific immunogen.
Immunogen	Recombinant Protein of HP-1γ
UniProt ID	Q13185
Tested applications	ELISA, IHC, WB

Biorbyt Ltd.

7 Signet Court, Swann Road
Cambridge
CB5 8LA
United Kingdom

Email: info@biorbyt.com, support@biorbyt.com

Phone: [+44 \(0\)1223 859353](tel:+44(0)1223859353) | Fax: [+1 \(415\) 651-8558](tel:+1(415)6518558)

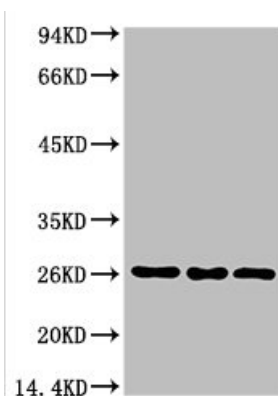
Biorbyt LLC

68 TW Alexander Drive
Research Triangle Park
Durham
NC 27713
United States

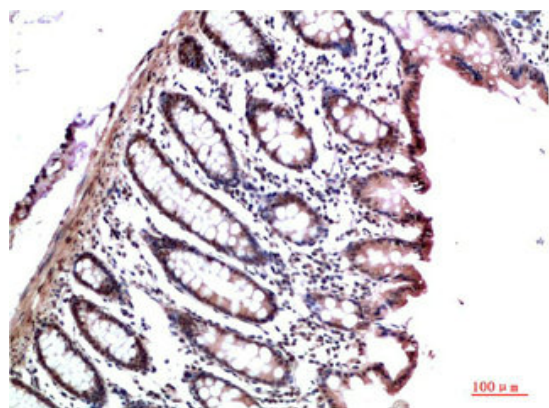
Email: info@biorbyt.com, support@biorbyt.com

Phone: [+1 \(415\) 906-5211](tel:+1(415)9065211) | Fax: [+1 \(415\) 651-8558](tel:+1(415)6518558)

Dilution range	WB:1:500-1:5000, IHC-P:1:50-1:500
Clone Number	B35G7
Storage	Maintain refrigerated at 2-8°C for up to 2 weeks. For long term storage store at -20°C in small aliquots to prevent freeze-thaw cycles.
Note	For research use only
Expiration Date	12 months from date of receipt.



Western blot analysis of 1) Hela Cell Lysate, 2) 3T3 Cell Lysate, 3) PC12 Cell Lysate using CBX3 antibody



Immunohistochemical staining of Human Colon Carcinoma Tissue using CBX3 antibody

Biorbyt Ltd.

7 Signet Court, Swann Road
Cambridge
CB5 8LA
United Kingdom

Email: info@biorbyt.com, support@biorbyt.com

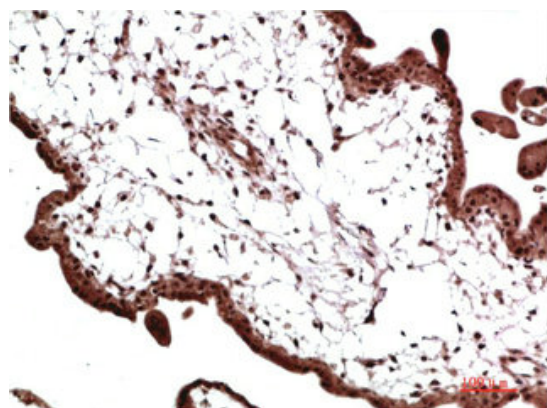
Phone: +44 (0)1223 859353 | Fax: +1 (415) 651-8558

Biorbyt LLC

68 TW Alexander Drive
Research Triangle Park
Durham
NC 27713
United States

Email: info@biorbyt.com, support@biorbyt.com

Phone: +1 (415) 906-5211 | Fax: +1 (415) 651-8558



Immunohistochemical staining of human placenta tissue using CBX3 antibody

Biorbyt Ltd.

7 Signet Court, Swann Road
Cambridge
CB5 8LA
United Kingdom

Email: info@biorbyt.com, support@biorbyt.com

Phone: [+44 \(0\)1223 859353](tel:+44(0)1223859353) | Fax: [+1 \(415\) 651-8558](tel:+1(415)651-8558)

Biorbyt LLC

68 TW Alexander Drive
Research Triangle Park
Durham
NC 27713
United States

Email: info@biorbyt.com, support@biorbyt.com

Phone: [+1 \(415\) 906-5211](tel:+1(415)906-5211) | Fax: [+1 \(415\) 651-8558](tel:+1(415)651-8558)