

Product Datasheet

COX17 Antibody (orb685542)

Catalog Number	orb685542
Category	Antibodies
Description	This COX17 Antibody is an unconjugated polyclonal product. It targets COX17 using a synthesized peptide derived from N-terminal of Human COX17 as the immunogen. This antibody is suitable for ELISA, IHC, WB. Purification: The antibody was affinity-purified from rabbit antiserum by affinity-chromatography using epitope-specific immunogen..
Target	COX17
Clonality	Polyclonal
Species/Host	Rabbit
Isotype	IgG
Conjugation	Unconjugated
Reactivity	Human, Mouse, Rat
Form/Appearance	liquid
Buffer/Preservatives	Rabbit IgG in phosphate buffered saline (without Mg ²⁺ and Ca ²⁺), pH 7.4, 150mM NaCl, 0.02% sodium azide and 50% glycerol.
Purification	The antibody was affinity-purified from rabbit antiserum by affinity-chromatography using epitope-specific immunogen.
Immunogen	Synthesized peptide derived from N-terminal of Human COX17.
UniProt ID	Q14061
Tested applications	ELISA, IHC, WB

Biorbyt Ltd.

7 Signet Court, Swann Road
Cambridge
CB5 8LA
United Kingdom

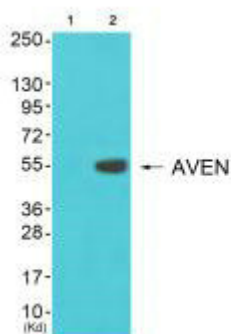
Email: info@biorbyt.com, support@biorbyt.com
Phone: [+44 \(0\)1223 859353](tel:+44(0)1223859353) | Fax: [+1 \(415\) 651-8558](tel:+1(415)651-8558)

Biorbyt LLC

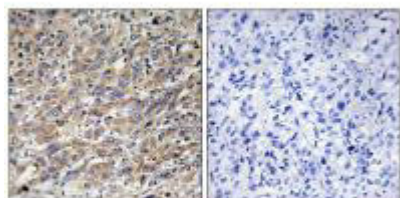
68 TW Alexander Drive
Research Triangle Park
Durham
NC 27713
United States

Email: info@biorbyt.com, support@biorbyt.com
Phone: [+1 \(415\) 906-5211](tel:+1(415)906-5211) | Fax: [+1 \(415\) 651-8558](tel:+1(415)651-8558)

Dilution range	WB: 1: 500-1: 3000, IHC-P: 1: 50-1: 100
Storage	Maintain refrigerated at 2-8°C for up to 2 weeks. For long term storage store at -20°C in small aliquots to prevent freeze-thaw cycles.
Note	For research use only
Expiration Date	12 months from date of receipt.



Western blot analysis of 3T3 cells (Lane 2) using COX17 antibody



Immunohistochemical staining of human liver carcinoma tissue using COX17 antibody

Biorbyt Ltd.

7 Signet Court, Swann Road
Cambridge
CB5 8LA
United Kingdom

Email: info@biorbyt.com, support@biorbyt.com


Phone: [+44 \(0\)1223 859353](tel:+44(0)1223859353) | Fax: [+1 \(415\) 651-8558](tel:+1(415)651-8558)

Biorbyt LLC

68 TW Alexander Drive
Research Triangle Park
Durham
NC 27713
United States

Email: info@biorbyt.com, support@biorbyt.com

Phone: [+1 \(415\) 906-5211](tel:+1(415)906-5211) | Fax: [+1 \(415\) 651-8558](tel:+1(415)651-8558)



Western blot analysis of HeLa cells, HepG2 cells, COLO cells and 293 cells using COX17 antibody

Biorbyt Ltd.

7 Signet Court, Swann Road
Cambridge
CB5 8LA
United Kingdom

Email: info@biorbyt.com, support@biorbyt.com

Phone: [+44 \(0\)1223 859353](tel:+44(0)1223859353) | Fax: [+1 \(415\) 651-8558](tel:+1(415)6518558)

Biorbyt LLC

68 TW Alexander Drive
Research Triangle Park
Durham
NC 27713
United States

Email: info@biorbyt.com, support@biorbyt.com

Phone: [+1 \(415\) 906-5211](tel:+1(415)9065211) | Fax: [+1 \(415\) 651-8558](tel:+1(415)6518558)