

Product Datasheet

HIST1H4A Antibody (orb676172)

Catalog Number	orb676172
Category	Antibodies
Description	This Acetyl-Histone H4 (K12) Antibody is an unconjugated polyclonal product. It targets HIST1H4A using a synthesized peptide derived from Human Histone H4 around the acetylation site of K12 as the immunogen. This antibody is suitable for ELISA, IF, IHC, WB. Purification: The antibody was affinity-purified from rabbit antiserum by affinity-chromatography using epitope-specific immunogen..
Target	HIST1H4A
Clonality	Polyclonal
Species/Host	Rabbit
Isotype	IgG
Conjugation	Unconjugated
Reactivity	Human, Monkey, Mouse, Rat
Form/Appearance	Liquid
Buffer/Preservatives	Liquid in PBS containing 50% glycerol, 0.5% rAlbumin and 0.02% sodium azide.
Purification	The antibody was affinity-purified from rabbit antiserum by affinity-chromatography using epitope-specific immunogen.
Immunogen	Synthesized peptide derived from Human Histone H4 around the acetylation site of K12.
UniProt ID	P62805
Tested applications	ELISA, IF, IHC, WB

Biorbyt Ltd.

7 Signet Court, Swann Road
Cambridge
CB5 8LA
United Kingdom

Email: info@biorbyt.com, support@biorbyt.com
Phone: [+44 \(0\)1223 859353](tel:+44(0)1223859353) | Fax: [+1 \(415\) 651-8558](tel:+1(415)651-8558)

Biorbyt LLC

68 TW Alexander Drive
Research Triangle Park
Durham
NC 27713
United States

Email: info@biorbyt.com, support@biorbyt.com
Phone: [+1 \(415\) 906-5211](tel:+1(415)906-5211) | Fax: [+1 \(415\) 651-8558](tel:+1(415)651-8558)

Dilution range

WB: 1:500-1:2000, IHC-P: 1:100-1:300, IF: 1:200-1:1000, ELISA: 1:10000

Storage


Maintain refrigerated at 2-8°C for up to 2 weeks. For long term storage store at -20°C in small aliquots to prevent freeze-thaw cycles.

Note


For research use only

Expiration Date

12 months from date of receipt.



Western blot analysis of Mouse-kidney HELA lysis using Acetyl-Histone H4 (K12) antibody



Western blot analysis of KB cells using Acetyl-Histone H4 (K12) antibody


Biorbyt Ltd.

7 Signet Court, Swann Road
Cambridge
CB5 8LA
United Kingdom

Email: info@biorbyt.com, support@biorbyt.comPhone: [+44 \(0\)1223 859353](tel:+44(0)1223859353) | Fax: [+1 \(415\) 651-8558](tel:+1(415)651-8558)**Biorbyt LLC**

68 TW Alexander Drive
Research Triangle Park
Durham
NC 27713
United States

Email: info@biorbyt.com, support@biorbyt.comPhone: [+1 \(415\) 906-5211](tel:+1(415)906-5211) | Fax: [+1 \(415\) 651-8558](tel:+1(415)651-8558)



Western blot analysis of 293 cells using Acetyl-Histone H4 (K12) antibody

Biorbyt Ltd.

7 Signet Court, Swann Road
Cambridge
CB5 8LA
United Kingdom

Email: info@biorbyt.com, support@biorbyt.com

Phone: [+44 \(0\)1223 859353](tel:+44(0)1223859353) | Fax: [+1 \(415\) 651-8558](tel:+1(415)651-8558)

Biorbyt LLC

68 TW Alexander Drive
Research Triangle Park
Durham
NC 27713
United States

Email: info@biorbyt.com, support@biorbyt.com

Phone: [+1 \(415\) 906-5211](tel:+1(415)906-5211) | Fax: [+1 \(415\) 651-8558](tel:+1(415)651-8558)