

## Product Datasheet

### TGFB1 Antibody (orb676164)

|                             |  |
|-----------------------------|--|
| <b>Catalog Number</b>       | orb676164  |
| <b>Category</b>             | Antibodies   |
| <b>Description</b>          | This TGFB1 Antibody is an unconjugated polyclonal product. It targets TGFB1 using a synthesized peptide derived from the C-terminal region of Human TGFβ1 as the immunogen. This antibody is suitable for ELISA, IF, IHC, WB. Purification: The antibody was affinity-purified from rabbit antiserum by affinity-chromatography using epitope-specific immunogen.. |
| <b>Target</b>               | TGFB1  |
| <b>Clonality</b>            | Polyclonal   |
| <b>Species/Host</b>         | Rabbit   |
| <b>Isotype</b>              | IgG  |
| <b>Conjugation</b>          | Unconjugated   |
| <b>Reactivity</b>           | Human, Mouse, Rat  |
| <b>Form/Appearance</b>      | Liquid   |
| <b>Buffer/Preservatives</b> | Liquid in PBS containing 50% glycerol, 0.5% rAlbumin and 0.02% sodium azide.   |
| <b>Purification</b>         | The antibody was affinity-purified from rabbit antiserum by affinity-chromatography using epitope-specific immunogen.  |
| <b>Immunogen</b>            | Synthesized peptide derived from the C-terminal region of Human TGFβ1.   |
| <b>UniProt ID</b>           | <b>P01137</b>  |
| <b>Tested applications</b>  | ELISA, IF, IHC, WB   |

**Biorbyt Ltd.**

7 Signet Court, Swann Road  
Cambridge  
CB5 8LA  
United Kingdom

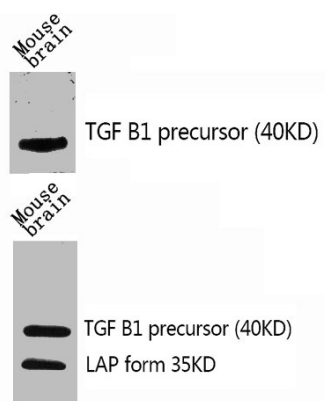
Email: [info@biorbyt.com](mailto:info@biorbyt.com), [support@biorbyt.com](mailto:support@biorbyt.com)  
Phone: [+44 \(0\)1223 859353](tel:+44(0)1223859353) | Fax: [+1 \(415\) 651-8558](tel:+1(415)651-8558)

**Biorbyt LLC**

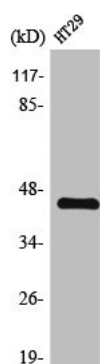
68 TW Alexander Drive  
Research Triangle Park  
Durham  
NC 27713-2847  
United States

Email: [info@biorbyt.com](mailto:info@biorbyt.com), [support@biorbyt.com](mailto:support@biorbyt.com)  
Phone: [+1 \(415\) 906-5211](tel:+1(415)906-5211) | Fax: [+1 \(415\) 651-8558](tel:+1(415)651-8558)

|                        |   |
|------------------------|---|
| <b>Dilution range</b>  | WB: 1:500-1:2000, IHC-P: 1:100-1:300, IF: 1:200-1:1000, ELISA: 1:20000  |
| <b>Storage</b>         | Maintain refrigerated at 2-8°C for up to 2 weeks. For long term storage store at -20°C in small aliquots to prevent freeze-thaw cycles. |
| <b>Note</b>            | For research use only   |
| <b>Expiration Date</b> | 12 months from date of receipt.   |



Western blot analysis of mouse-brain using TGF beta 1 antibody



Western blot analysis of MCF7 cells using TGF beta 1 antibody

**Biorbyt Ltd.**

7 Signet Court, Swann Road  
Cambridge  
CB5 8LA  
United Kingdom

Email: [info@biorbyt.com](mailto:info@biorbyt.com), [support@biorbyt.com](mailto:support@biorbyt.com)

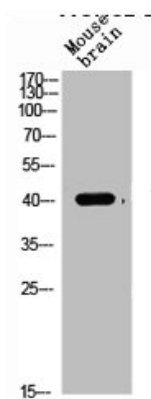
Phone: [+44 \(0\)1223 859353](tel:+44(0)1223859353) | Fax: [+1 \(415\) 651-8558](tel:+1(415)651-8558)

**Biorbyt LLC**

68 TW Alexander Drive  
Research Triangle Park  
Durham  
NC 27713-2847  
United States

Email: [info@biorbyt.com](mailto:info@biorbyt.com), [support@biorbyt.com](mailto:support@biorbyt.com)

Phone: [+1 \(415\) 906-5211](tel:+1(415)906-5211) | Fax: [+1 \(415\) 651-8558](tel:+1(415)651-8558)



Western blot analysis of mouse-brain cells using TGF beta 1 antibody

**Biorbyt Ltd.**

7 Signet Court, Swann Road  
Cambridge  
CB5 8LA  
United Kingdom

Email: [info@biorbyt.com](mailto:info@biorbyt.com), [support@biorbyt.com](mailto:support@biorbyt.com)

Phone: [+44 \(0\)1223 859353](tel:+44(0)1223859353) | Fax: [+1 \(415\) 651-8558](tel:+1(415)651-8558)

**Biorbyt LLC**

68 TW Alexander Drive  
Research Triangle Park  
Durham  
NC 27713-2847  
United States

Email: [info@biorbyt.com](mailto:info@biorbyt.com), [support@biorbyt.com](mailto:support@biorbyt.com)

Phone: [+1 \(415\) 906-5211](tel:+1(415)906-5211) | Fax: [+1 \(415\) 651-8558](tel:+1(415)651-8558)