

Product Datasheet

NFKBIA Antibody (orb676139)

Catalog Number	orb676139
Category	Antibodies
Description	This NFKBIA Antibody is an unconjugated polyclonal product. It targets NFKBIA using a synthesized peptide derived from the N-terminal region of Human I κ B- α as the immunogen. This antibody is suitable for ELISA, WB. Purification: The antibody was affinity-purified from rabbit antiserum by affinity-chromatography using epitope-specific immunogen..
Target	NFKBIA
Clonality	Polyclonal
Species/Host	Rabbit
Isotype	IgG
Conjugation	Unconjugated
Reactivity	Human, Mouse, Rat
Form/Appearance	Liquid
Buffer/Preservatives	Liquid in PBS containing 50% glycerol, 0.5% rAlbumin and 0.02% sodium azide.
Purification	The antibody was affinity-purified from rabbit antiserum by affinity-chromatography using epitope-specific immunogen.
Immunogen	Synthesized peptide derived from the N-terminal region of Human I κ B- α .
UniProt ID	P25963
Tested applications	ELISA, WB

Biorbyt Ltd.

7 Signet Court, Swann Road
Cambridge
CB5 8LA
United Kingdom

Email: info@biorbyt.com, support@biorbyt.com

Phone: [+44 \(0\)1223 859353](tel:+44(0)1223859353) | Fax: [+1 \(415\) 651-8558](tel:+1(415)6518558)

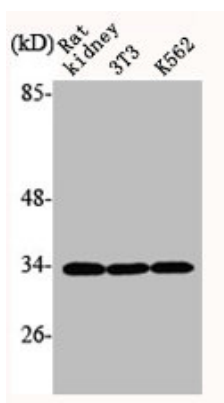
Biorbyt LLC

68 TW Alexander Drive
Research Triangle Park
Durham
NC 27713-2847
United States

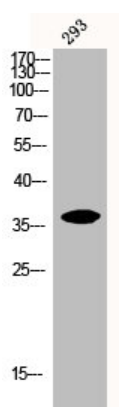
Email: info@biorbyt.com, support@biorbyt.com

Phone: [+1 \(415\) 906-5211](tel:+1(415)9065211) | Fax: [+1 \(415\) 651-8558](tel:+1(415)6518558)

Dilution range	WB: 1:500-1:2000, ELISA: 1:40000
Storage	Maintain refrigerated at 2-8°C for up to 2 weeks. For long term storage store at -20°C in small aliquots to prevent freeze-thaw cycles.
Note	For research use only
Expiration Date	12 months from date of receipt.



Western blot analysis of NIH-3T3 K562 RAT-KIDNEY cells using NFKBIA antibody



Western blot analysis of 293 cells using NFKBIA antibody

Biorbyt Ltd.

7 Signet Court, Swann Road
Cambridge
CB5 8LA
United Kingdom

Email: info@biorbyt.com, support@biorbyt.com

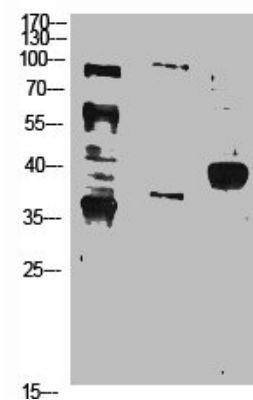
Phone: [+44 \(0\)1223 859353](tel:+44(0)1223859353) | Fax: [+1 \(415\) 651-8558](tel:+1(415)651-8558)

Biorbyt LLC

68 TW Alexander Drive
Research Triangle Park
Durham
NC 27713-2847
United States

Email: info@biorbyt.com, support@biorbyt.com

Phone: [+1 \(415\) 906-5211](tel:+1(415)906-5211) | Fax: [+1 \(415\) 651-8558](tel:+1(415)651-8558)



Western blot analysis of 293 K562 HELA cells using NFKBIA antibody

Biorbyt Ltd.

7 Signet Court, Swann Road
Cambridge
CB5 8LA
United Kingdom

Email: info@biorbyt.com, support@biorbyt.com

Phone: [+44 \(0\)1223 859353](tel:+44(0)1223859353) | Fax: [+1 \(415\) 651-8558](tel:+1(415)651-8558)

Biorbyt LLC

68 TW Alexander Drive
Research Triangle Park
Durham
NC 27713-2847
United States

Email: info@biorbyt.com, support@biorbyt.com

Phone: [+1 \(415\) 906-5211](tel:+1(415)906-5211) | Fax: [+1 \(415\) 651-8558](tel:+1(415)651-8558)