

Product Datasheet

GSK3 β Antibody (orb653545)

Catalog Number	orb653545
Category	Antibodies
Description	Mouse monoclonal antibody to GSK3B
Target	GSK3B (HGNC:4617)
Clonality	Monoclonal
Species/Host	Mouse
Conjugation	Unconjugated
Reactivity	Human, Mouse
UniProt ID	P49841
Tested applications	IF, IP, WB
Dilution range	ICC: 1:200
Clone Number	B4G8XF8XE34
Storage	Maintain refrigerated at 2-8°C for up to 2 weeks. For long term storage store at -20°C in small aliquots to prevent freeze-thaw cycles
Note	For research use only
Expiration Date	12 months from date of receipt.

Biorbyt Ltd.

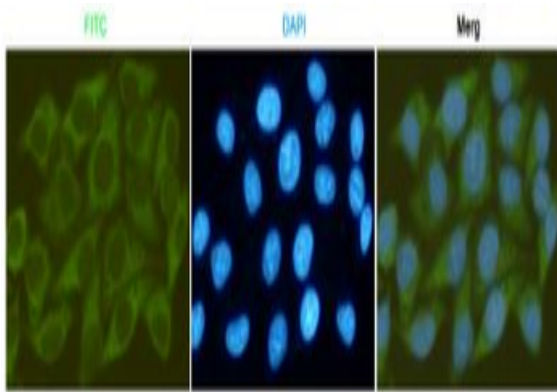
7 Signet Court, Swann Road
Cambridge
CB5 8LA
United Kingdom

Email: info@biorbyt.com, support@biorbyt.com
Phone: [+44 \(0\)1223 859353](tel:+44(0)1223859353) | Fax: [+1 \(415\) 651-8558](tel:+1(415)651-8558)

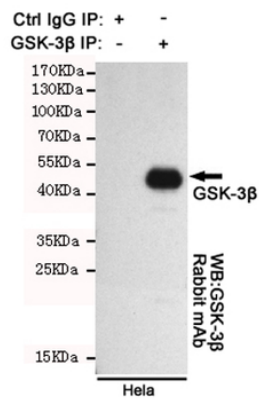
Biorbyt LLC

68 TW Alexander Drive
Research Triangle Park
Durham
NC 27713
United States

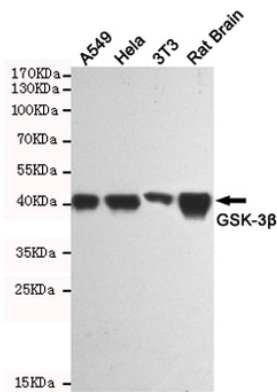
Email: info@biorbyt.com, support@biorbyt.com
Phone: [+1 \(415\) 906-5211](tel:+1(415)906-5211) | Fax: [+1 \(415\) 651-8558](tel:+1(415)651-8558)



Immunocytochemistry staining of HeLa cells fixed with -20°C Methanol and using GSK-3β mouse mAb (dilution 1:200).



Immunoprecipitation analysis of HeLa cell lysates using GSK-3β.GSK-3β Rabbit mAb was used for the western blot analysis (1:1000 diluted).



Western blot analysis of extracts from A549, HeLa, 3T3 and Rat Brain cell lysates using GSK-3β mouse mAb (1:1000 diluted). Predicted band size: 46kDa.Observed band size: 46kDa.

Biorbyt Ltd.

7 Signet Court, Swann Road
Cambridge
CB5 8LA
United Kingdom

Email: info@biorbyt.com, support@biorbyt.com
Phone: +44 (0)1223 859353 | Fax: +1 (415) 651-8558

Biorbyt LLC

68 TW Alexander Drive
Research Triangle Park
Durham
NC 27713
United States

Email: info@biorbyt.com, support@biorbyt.com
Phone: +1 (415) 906-5211 | Fax: +1 (415) 651-8558