

Product Datasheet

Recombinant FSP1 Antibody / S100A4 (orb639913)

Catalog Number	orb639913
Category	Antibodies
Description	S100A4 belongs to the S100 super-family of proteins containing 2 EF-hand calcium-binding domains. S100 genes include at least 25 members, including S100A1-S100A18, trichohyalin, filaggrin, repetin, S100P, and S100Z. S100A4 exerts its function via direct interaction with a number of proteins including P53, P63, non-muscle myosin IIA, 64 integrin, and liprin b1. S100A4 is overexpressed in highly metastatic cancers, which makes it useful as a marker of tumor progression.
Clonality	Recombinant
Species/Host	Mouse
Isotype	Mouse IgG1, kappa
Conjugation	Unconjugated
Reactivity	Human, Mouse
Buffer/Preservatives	0.2 mg/ml in 1X PBS with 0.1 mg/ml rAlbumin and 0.05% sodium azide
Purification	Protein G affinity chromatography
Immunogen	A recombinant human partial protein (amino acids 1-200) was used as the immunogen for the recombinant FSP1 antibody.
UniProt ID	P26447
Tested applications	FACS, IF, IHC-P, WB
Dilution range	Flow cytometry: 1-2ug/10 ⁶ cells in 0.1ml, Western blot: 1-2ug/ml, Immunofluorescence: 1-2ug/ml, Immunohistochemistry (FFPE): 1-2ug/ml

Biorbyt Ltd.

7 Signet Court, Swann Road
Cambridge
CB5 8LA
United Kingdom

Email: info@biorbyt.com, support@biorbyt.com

Phone: [+44 \(0\)1223 859353](tel:+44(0)1223859353) | Fax: [+1 \(415\) 651-8558](tel:+1(415)651-8558)

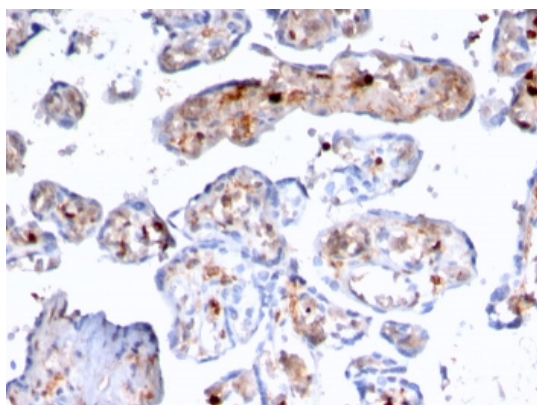
Biorbyt LLC

68 TW Alexander Drive
Research Triangle Park
Durham
NC 27713
United States

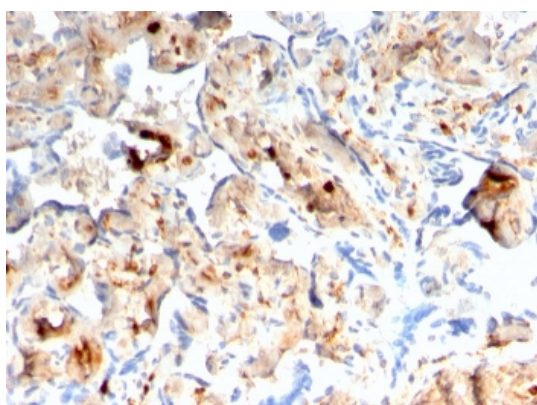
Email: info@biorbyt.com, support@biorbyt.com

Phone: [+1 \(415\) 906-5211](tel:+1(415)906-5211) | Fax: [+1 \(415\) 651-8558](tel:+1(415)651-8558)

Application notes	Optimal dilution of the recombinant FSP1 antibody should be determined by the researcher.
Antibody Type	Primary Antibody
Clone Number	rS100A4/1481
Storage	Maintain refrigerated at 2-8°C for up to 2 weeks. For long term storage store at -20°C in small aliquots to prevent freeze-thaw cycles.
Note	For research use only
Expiration Date	12 months from date of receipt.



IHC testing of FFPE human placenta with FSP1 antibody (clone rS100A4/1481). Required HIER: steam sections in pH9 10mM Tris with 1mM EDTA for 10-20 min followed by cooling.



IHC testing of FFPE human placenta with FSP1 antibody (clone rS100A4/1481). Required HIER: steam sections in pH9 10mM Tris with 1mM EDTA for 10-20 min followed by cooling.

Biorbyt Ltd.

7 Signet Court, Swann Road
Cambridge
CB5 8LA
United Kingdom

Email: info@biorbyt.com, support@biorbyt.com

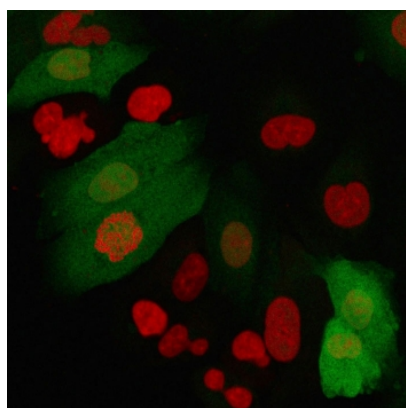
Phone: +44 (0)1223 859353 | Fax: +1 (415) 651-8558

Biorbyt LLC

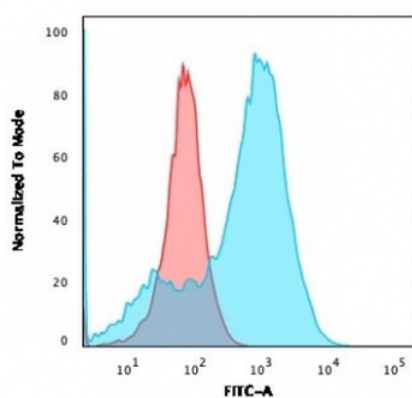
68 TW Alexander Drive
Research Triangle Park
Durham
NC 27713
United States

Email: info@biorbyt.com, support@biorbyt.com


Phone: +1 (415) 906-5211 | Fax: +1 (415) 651-8558



IF/ICC testing of fixed and permeabilized human A549 cells with FSP1 antibody (clone rS100A4/1481, green) and Reddot nuclear stain (red).



Flow cytometry testing of permeabilized human A549 cells with FSP1 antibody (clone rS100A4/1481); Red=isotype control, Blue= FSP1 antibody.



Western blot testing of human PANC-1 cell lysate with FSP1 antibody. Predicted molecular weight ~12 kDa.

Biorbyt Ltd.

7 Signet Court, Swann Road
Cambridge
CB5 8LA
United Kingdom

Email: info@biorbyt.com, support@biorbyt.com

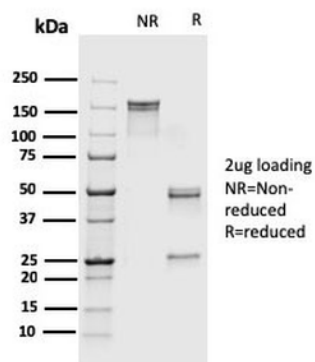
Phone: [+44 \(0\)1223 859353](tel:+44(0)1223859353) | Fax: [+1 \(415\) 651-8558](tel:+1(415)651-8558)

Biorbyt LLC

68 TW Alexander Drive
Research Triangle Park
Durham
NC 27713
United States

Email: info@biorbyt.com, support@biorbyt.com

Phone: [+1 \(415\) 906-5211](tel:+1(415)906-5211) | Fax: [+1 \(415\) 651-8558](tel:+1(415)651-8558)



SDS-PAGE analysis of purified, BSA-free recombinant FSP1 antibody (clone rS100A4/1481) as confirmation of integrity and purity.

Biorbyt Ltd.

7 Signet Court, Swann Road
Cambridge
CB5 8LA
United Kingdom

Email: info@biorbyt.com, support@biorbyt.com

Phone: [+44 \(0\)1223 859353](tel:+44(0)1223859353) | Fax: [+1 \(415\) 651-8558](tel:+1(415)651-8558)

Biorbyt LLC

68 TW Alexander Drive
Research Triangle Park
Durham
NC 27713
United States

Email: info@biorbyt.com, support@biorbyt.com

Phone: [+1 \(415\) 906-5211](tel:+1(415)906-5211) | Fax: [+1 \(415\) 651-8558](tel:+1(415)651-8558)