

## Product Datasheet

### YTHDF1 Rabbit Polyclonal Antibody (orb632665)

<b>Catalog Number</b>	orb632665
<b>Category</b>	Antibodies
<b>Description</b>	Rabbit polyclonal antibody to YTHDF1
<b>Target</b>	YTHDF1
<b>Clonality</b>	Polyclonal
<b>Species/Host</b>	Rabbit
<b>Isotype</b>	IgG
<b>Conjugation</b>	Unconjugated
<b>Reactivity</b>	Human, Mouse, Rat
<b>Form/Appearance</b>	liquid
<b>Purity</b>	≥95% as determined by SDS-PAGE
<b>Purification</b>	Immunogen affinity purified
<b>Immunogen</b>	YTH domain family, member 1
<b>UniProt ID</b>	<b>Q9BYJ9</b>
<b>MW</b>	61 kDa
<b>Tested applications</b>	ELISA, IHC, IP, WB
<b>Dilution range</b>	WB: 1:500-1:5000; IP: 1:500-1:5000; IHC: 1:20-1:200
<b>Antibody Type</b>	Primary Antibody

**Biorbyt Ltd.**

7 Signet Court, Swann Road  
Cambridge  
CB5 8LA  
United Kingdom

Email: [info@biorbyt.com](mailto:info@biorbyt.com), [support@biorbyt.com](mailto:support@biorbyt.com)

Phone: [+44 \(0\)1223 859353](tel:+44(0)1223859353) | Fax: [+1 \(415\) 651-8558](tel:+1(415)651-8558)


**Biorbyt LLC**

68 TW Alexander Drive  
Research Triangle Park  
Durham  
NC 27713  
United States

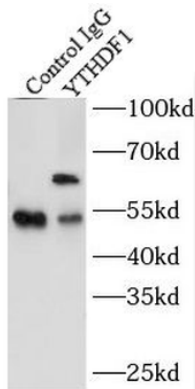
Email: [info@biorbyt.com](mailto:info@biorbyt.com), [support@biorbyt.com](mailto:support@biorbyt.com)

Phone: [+1 \(415\) 906-5211](tel:+1(415)906-5211) | Fax: [+1 \(415\) 651-8558](tel:+1(415)651-8558)

<b>Storage</b>	Maintain refrigerated at 2-8°C for up to 2 weeks. For long term storage store at -20°C in small aliquots to prevent freeze-thaw cycles.
<b>Note</b>	For research use only
<b>Expiration Date</b>	12 months from date of receipt.



HeLa cells were subjected to SDS PAGE followed by western blot with orb632665 (YTHDF1 antibody) at dilution of 1:500.



IP Result of anti-YTHDF1 (IP: orb632665, 4 ug; Detection: orb632665 1:1000) with mouse brain tissue lysate 2640 ug.

**Biorbyt Ltd.**

7 Signet Court, Swann Road  
Cambridge  
CB5 8LA  
United Kingdom

Email: [info@biorbyt.com](mailto:info@biorbyt.com), [support@biorbyt.com](mailto:support@biorbyt.com)

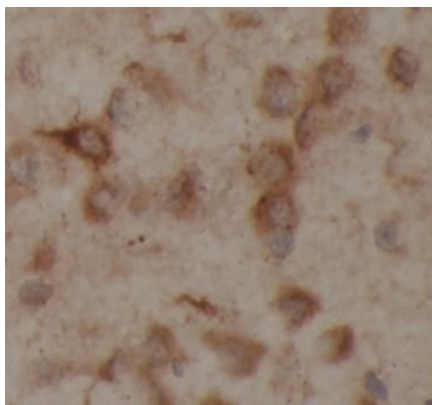
Phone: +44 (0)1223 859353 | Fax: +1 (415) 651-8558

**Biorbyt LLC**

68 TW Alexander Drive  
Research Triangle Park  
Durham  
NC 27713  
United States

Email: [info@biorbyt.com](mailto:info@biorbyt.com), [support@biorbyt.com](mailto:support@biorbyt.com)

Phone: +1 (415) 906-5211 | Fax: +1 (415) 651-8558



Immunohistochemistry of paraffin-embedded human brain using orb632665 (YTHDF1 antibody) at dilution of 1:100.

---

**Biorbyt Ltd.**

7 Signet Court, Swann Road  
Cambridge  
CB5 8LA  
United Kingdom

Email: [info@biorbyt.com](mailto:info@biorbyt.com), [support@biorbyt.com](mailto:support@biorbyt.com)

Phone: [+44 \(0\)1223 859353](tel:+44(0)1223859353) | Fax: [+1 \(415\) 651-8558](tel:+1(415)6518558)

**Biorbyt LLC**

68 TW Alexander Drive  
Research Triangle Park  
Durham  
NC 27713  
United States

Email: [info@biorbyt.com](mailto:info@biorbyt.com), [support@biorbyt.com](mailto:support@biorbyt.com)

Phone: [+1 \(415\) 906-5211](tel:+1(415)9065211) | Fax: [+1 \(415\) 651-8558](tel:+1(415)6518558)