

Product Datasheet

UCHL1 Mouse Monoclonal Antibody (orb632345)

Catalog Number	orb632345
Category	Antibodies
Description	Mouse monoclonal antibody to PGP9.5
Target	UCHL1
Clonality	Monoclonal
Species/Host	Mouse
Isotype	IgG1
Conjugation	Unconjugated
Reactivity	Human, Mouse, Porcine, Rat
Form/Appearance	liquid
Purity	≥95% as determined by SDS-PAGE
Purification	Protein A+G purified
Immunogen	ubiquitin carboxyl-terminal esterase L1(ubiquitin thiolesterase)
UniProt ID	P09936
MW	57 kDa
Tested applications	ELISA, IF, IHC, WB
Dilution range	WB: 1:5000-1:50000; IF: 1:20-1:200; IHC: 1:20-1:200
Antibody Type	Primary Antibody

Biorbyt Ltd.

7 Signet Court, Swann Road
Cambridge
CB5 8LA
United Kingdom

Email: info@biorbyt.com, support@biorbyt.com

Phone: [+44 \(0\)1223 859353](tel:+44(0)1223859353) | Fax: [+1 \(415\) 651-8558](tel:+1(415)651-8558)

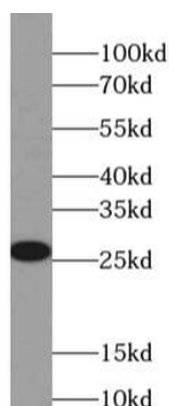
Biorbyt LLC

68 TW Alexander Drive
Research Triangle Park
Durham
NC 27713
United States

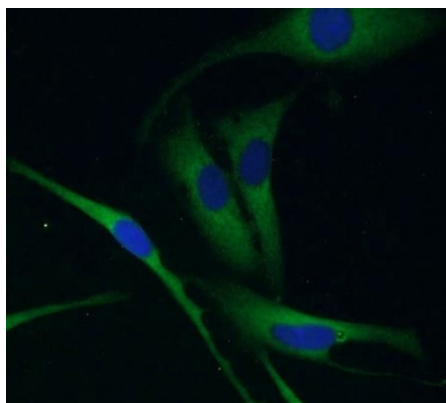
Email: info@biorbyt.com, support@biorbyt.com

Phone: [+1 \(415\) 906-5211](tel:+1(415)906-5211) | Fax: [+1 \(415\) 651-8558](tel:+1(415)651-8558)

Storage	Maintain refrigerated at 2-8°C for up to 2 weeks. For long term storage store at -20°C in small aliquots to prevent freeze-thaw cycles.
Note	For research use only
Expiration Date	12 months from date of receipt.



fetal human brain tissue were subjected to SDS PAGE followed by western blot with orb632345 (UCHL1 Antibody) at dilution of 1:20000.



Immunofluorescent analysis of Neuro-2a cells using orb632345 (UCHL1 Antibody) at dilution of 1:50 and Alexa Fluor 488-conjugated Goat Anti-mouse IgG (H+L).

Biorbyt Ltd.

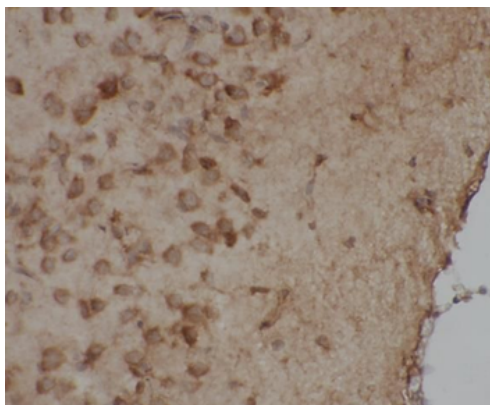
7 Signet Court, Swann Road
Cambridge
CB5 8LA
United Kingdom

Email: info@biorbyt.com, support@biorbyt.com
Phone: [+44 \(0\)1223 859353](tel:+44(0)1223859353) | Fax: [+1 \(415\) 651-8558](tel:+1(415)651-8558)

Biorbyt LLC

68 TW Alexander Drive
Research Triangle Park
Durham
NC 27713
United States

Email: info@biorbyt.com, support@biorbyt.com
Phone: [+1 \(415\) 906-5211](tel:+1(415)906-5211) | Fax: [+1 \(415\) 651-8558](tel:+1(415)651-8558)



Immunohistochemistry of paraffin-embedded human hypothalamus tissue slide using orb632345 (UCHL1 Antibody) at dilution of 1:50.

Biorbyt Ltd.

7 Signet Court, Swann Road
Cambridge
CB5 8LA
United Kingdom

Email: info@biorbyt.com, support@biorbyt.com

Phone: [+44 \(0\)1223 859353](tel:+44(0)1223859353) | Fax: [+1 \(415\) 651-8558](tel:+1(415)651-8558)

Biorbyt LLC

68 TW Alexander Drive
Research Triangle Park
Durham
NC 27713
United States

Email: info@biorbyt.com, support@biorbyt.com

Phone: [+1 \(415\) 906-5211](tel:+1(415)906-5211) | Fax: [+1 \(415\) 651-8558](tel:+1(415)651-8558)