

Product Datasheet

TRIM27 Rabbit Polyclonal Antibody (orb632140)

Catalog Number	orb632140
Category	Antibodies
Description	Rabbit polyclonal antibody to TRIM27
Target	TRIM27
Clonality	Polyclonal
Species/Host	Rabbit
Isotype	IgG
Conjugation	Unconjugated
Reactivity	Human, Mouse, Rat
Form/Appearance	liquid
Purity	≥95% as determined by SDS-PAGE
Purification	Immunogen affinity purified
Immunogen	tripartite motif-containing 27
UniProt ID	P14373
MW	71 kDa
Tested applications	ELISA, IF, IHC, IP, WB
Dilution range	WB: 1:500-1:2000; IP: 1:500-1:5000; IHC: 1:20-1:200; IF: 1:20-1:200
Antibody Type	Primary Antibody

Biorbyt Ltd.

7 Signet Court, Swann Road
Cambridge
CB5 8LA
United Kingdom

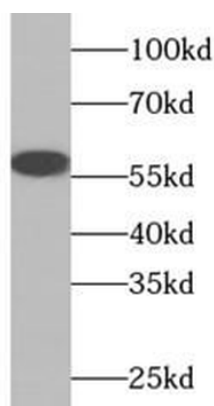
Email: info@biorbyt.com, support@biorbyt.com
Phone: [+44 \(0\)1223 859353](tel:+44(0)1223859353) | Fax: [+1 \(415\) 651-8558](tel:+1(415)651-8558)

Biorbyt LLC

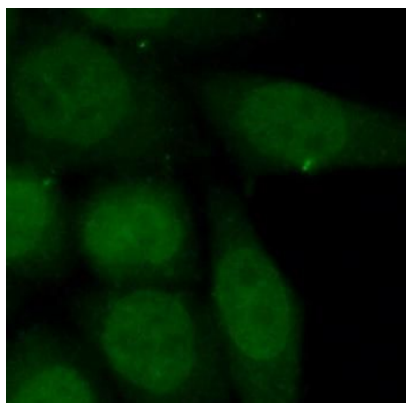
68 TW Alexander Drive
Research Triangle Park
Durham
NC 27713
United States

Email: info@biorbyt.com, support@biorbyt.com
Phone: [+1 \(415\) 906-5211](tel:+1(415)906-5211) | Fax: [+1 \(415\) 651-8558](tel:+1(415)651-8558)

Storage	Maintain refrigerated at 2-8°C for up to 2 weeks. For long term storage store at -20°C in small aliquots to prevent freeze-thaw cycles.
Note	For research use only
Expiration Date	12 months from date of receipt.



Jurkat cells were subjected to SDS PAGE followed by western blot with orb632140 (TRIM27 antibody) at dilution of 1:1000.



Immunofluorescent analysis of HeLa cells using orb632140 (TRIM27 antibody) at dilution of 1:50 and Alexa Fluor 488-conjugated Goat Anti-Rabbit IgG (H+L).

Biorbyt Ltd.

7 Signet Court, Swann Road
Cambridge
CB5 8LA
United Kingdom

Email: info@biorbyt.com, support@biorbyt.com


Phone: [+44 \(0\)1223 859353](tel:+44(0)1223859353) | Fax: [+1 \(415\) 651-8558](tel:+1(415)651-8558)

Biorbyt LLC

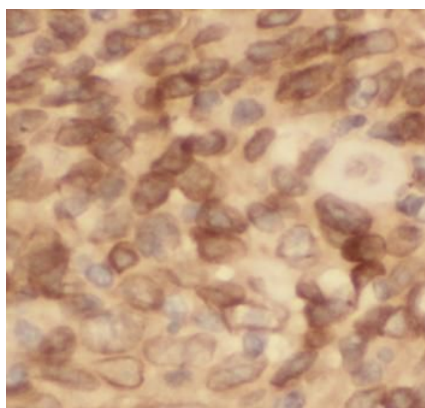
68 TW Alexander Drive
Research Triangle Park
Durham
NC 27713
United States

Email: info@biorbyt.com, support@biorbyt.com

Phone: [+1 \(415\) 906-5211](tel:+1(415)906-5211) | Fax: [+1 \(415\) 651-8558](tel:+1(415)651-8558)



IP Result of anti-TRIM27 (IP: orb632140, 4 ug; Detection: orb632140 1:1000) with mouse testis tissue lysate 4000 ug.



Immunohistochemistry of paraffin-embedded human lung cancer using orb632140 (TRIM27 antibody) at dilution of 1:100.

Biorbyt Ltd.

7 Signet Court, Swann Road
Cambridge
CB5 8LA
United Kingdom

Email: info@biorbyt.com, support@biorbyt.com

Phone: [+44 \(0\)1223 859353](tel:+44(0)1223859353) | Fax: [+1 \(415\) 651-8558](tel:+1(415)651-8558)

Biorbyt LLC

68 TW Alexander Drive
Research Triangle Park
Durham
NC 27713
United States

Email: info@biorbyt.com, support@biorbyt.com

Phone: [+1 \(415\) 906-5211](tel:+1(415)906-5211) | Fax: [+1 \(415\) 651-8558](tel:+1(415)651-8558)