

Product Datasheet

STAT3 Mouse Monoclonal Antibody (orb631567)

Catalog Number	orb631567
Category	Antibodies
Description	Mouse monoclonal antibody to STAT3
Target	STAT3
Clonality	Monoclonal
Species/Host	Mouse
Isotype	IgG2a
Conjugation	Unconjugated
Reactivity	Human, Mouse, Rat
Form/Appearance	liquid
Purity	≥95% as determined by SDS-PAGE
Purification	Protein A+G purified
Immunogen	signal transducer and activator of transcription 3(acute-phase response factor)
UniProt ID	P40763
MW	88 kDa
Tested applications	ELISA, IF, IHC, IP, WB
Dilution range	WB: 1:2000-1:20000; IP: 1:1000-1:10000; IHC: 1:50-1:500; IF: 1:50-1:500
Antibody Type	Primary Antibody

Biorbyt Ltd.

7 Signet Court, Swann Road
Cambridge
CB5 8LA
United Kingdom

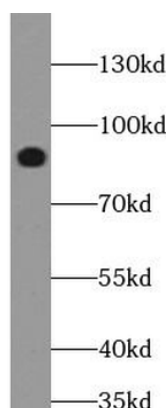
Email: info@biorbyt.com, support@biorbyt.com
Phone: [+44 \(0\)1223 859353](tel:+44(0)1223859353) | Fax: [+1 \(415\) 651-8558](tel:+1(415)651-8558)

Biorbyt LLC

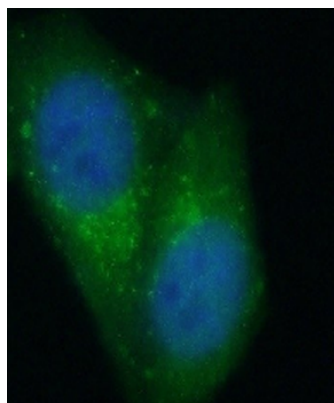
68 TW Alexander Drive
Research Triangle Park
Durham
NC 27713
United States

Email: info@biorbyt.com, support@biorbyt.com
Phone: [+1 \(415\) 906-5211](tel:+1(415)906-5211) | Fax: [+1 \(415\) 651-8558](tel:+1(415)651-8558)

Storage	Maintain refrigerated at 2-8°C for up to 2 weeks. For long term storage store at -20°C in small aliquots to prevent freeze-thaw cycles.
Note	For research use only
Expiration Date	12 months from date of receipt.



HeLa cells were subjected to SDS PAGE followed by western blot with orb631567 (STAT3 antibody) at dilution of 1:4000.



Immunofluorescent analysis of (10% Formaldehyde) fixed HepG2 cells using orb631567 (STAT3 Antibody) at dilution of 1:100 and Alexa Fluor 488-conjugated AffiniPure Goat Anti-Mouse IgG (H+L).

Biorbyt Ltd.

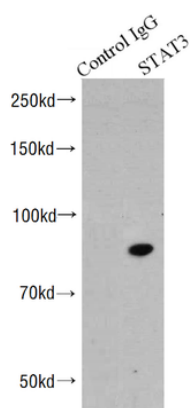
7 Signet Court, Swann Road
Cambridge
CB5 8LA
United Kingdom

Email: info@biorbyt.com, support@biorbyt.com
Phone: [+44 \(0\)1223 859353](tel:+44(0)1223859353) | Fax: [+1 \(415\) 651-8558](tel:+1(415)651-8558)

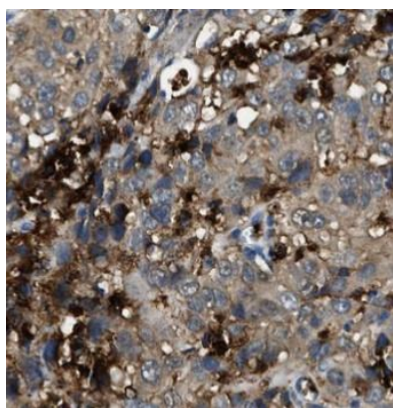
Biorbyt LLC

68 TW Alexander Drive
Research Triangle Park
Durham
NC 27713
United States

Email: info@biorbyt.com, support@biorbyt.com
Phone: [+1 \(415\) 906-5211](tel:+1(415)906-5211) | Fax: [+1 \(415\) 651-8558](tel:+1(415)651-8558)



IP Result of anti-STAT3 (IP: orb631567, 4 ug; Detection: orb631567 1:2000) with HeLa cells lysate 1500 ug.



Immunohistochemistry of paraffin-embedded human cervical cancer tissue slide using orb631567 (STAT3 Antibody) at dilution of 1:300.

Biorbyt Ltd.

7 Signet Court, Swann Road
Cambridge
CB5 8LA
United Kingdom

Email: info@biorbyt.com, support@biorbyt.com

Phone: [+44 \(0\)1223 859353](tel:+44(0)1223859353) | Fax: [+1 \(415\) 651-8558](tel:+1(415)651-8558)

Biorbyt LLC

68 TW Alexander Drive
Research Triangle Park
Durham
NC 27713
United States

Email: info@biorbyt.com, support@biorbyt.com

Phone: [+1 \(415\) 906-5211](tel:+1(415)906-5211) | Fax: [+1 \(415\) 651-8558](tel:+1(415)651-8558)