

Product Datasheet

PPARG Rabbit Polyclonal Antibody (orb630110)

Catalog Number	orb630110
Category	Antibodies
Description	Rabbit polyclonal antibody to PPAR gamma
Target	PPARG
Clonality	Polyclonal
Species/Host	Rabbit
Isotype	IgG
Conjugation	Unconjugated
Reactivity	Human, Mouse, Rat
Form/Appearance	liquid
Purity	≥95% as determined by SDS-PAGE
Purification	Immunogen affinity purified
Immunogen	peroxisome proliferator-activated receptor gamma
UniProt ID	P37231
MW	58 kDa
Tested applications	ELISA, IF, IHC, IP, WB
Dilution range	WB: 1:500-1:2000; IHC: 1:50-1:200; IF: 1:10-1:100; IP: 1:500-1:1000
Antibody Type	Primary Antibody

Biorbyt Ltd.

7 Signet Court, Swann Road
Cambridge
CB5 8LA
United Kingdom

Email: info@biorbyt.com, support@biorbyt.com

Phone: [+44 \(0\)1223 859353](tel:+44(0)1223859353) | Fax: [+1 \(415\) 651-8558](tel:+1(415)651-8558)

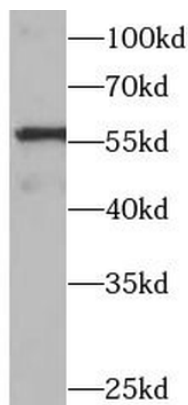
Biorbyt LLC

68 TW Alexander Drive
Research Triangle Park
Durham
NC 27713-2847
United States

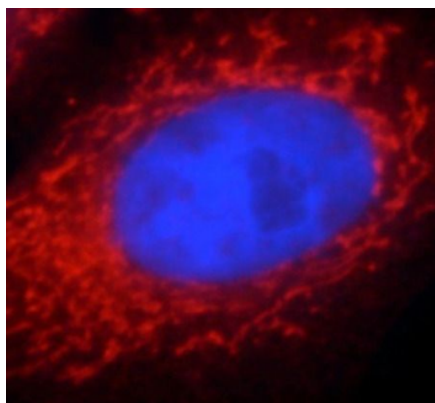
Email: info@biorbyt.com, support@biorbyt.com

Phone: [+1 \(415\) 906-5211](tel:+1(415)906-5211) | Fax: [+1 \(415\) 651-8558](tel:+1(415)651-8558)

Storage	Maintain refrigerated at 2-8°C for up to 2 weeks. For long term storage store at -20°C in small aliquots to prevent freeze-thaw cycles.
Note	For research use only
Expiration Date	12 months from date of receipt.



K-562 cells were subjected to SDS PAGE followed by western blot with orb630110 (PPARG antibody) at dilution of 1:1000.



Immunofluorescent analysis of HepG2 cells using orb630110 (PPAR gamma antibody) at dilution of 1:25 and Rhodamine-Goat anti-Rabbit IgG.

Biorbyt Ltd.

7 Signet Court, Swann Road
Cambridge
CB5 8LA
United Kingdom

Email: info@biorbyt.com, support@biorbyt.com

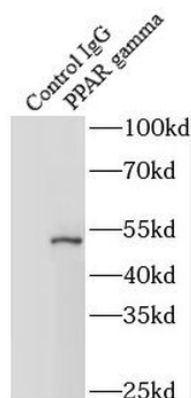
Phone: [+44 \(0\)1223 859353](tel:+44(0)1223859353) | Fax: [+1 \(415\) 651-8558](tel:+1(415)651-8558)

Biorbyt LLC

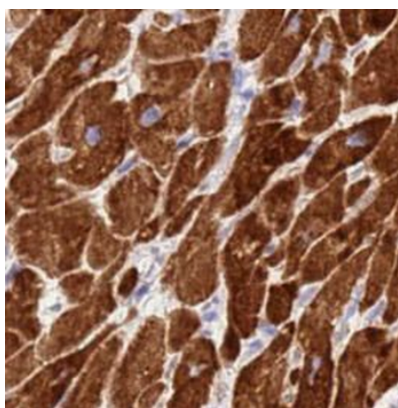
68 TW Alexander Drive
Research Triangle Park
Durham
NC 27713-2847
United States

Email: info@biorbyt.com, support@biorbyt.com

Phone: [+1 \(415\) 906-5211](tel:+1(415)906-5211) | Fax: [+1 \(415\) 651-8558](tel:+1(415)651-8558)



IP Result of anti-PPAR gamma (IP: orb630110, 3 ug; Detection: orb630110 1:700) with HL-60 cells lysate 4000 ug.



Immunohistochemistry of paraffin-embedded human heart tissue slide using orb630110 (PPARG Antibody) at dilution of 1:200.

Biorbyt Ltd.

7 Signet Court, Swann Road
Cambridge
CB5 8LA
United Kingdom

Email: info@biorbyt.com, support@biorbyt.com

Phone: [+44 \(0\)1223 859353](tel:+44(0)1223859353) | Fax: [+1 \(415\) 651-8558](tel:+1(415)651-8558)

Biorbyt LLC

68 TW Alexander Drive
Research Triangle Park
Durham
NC 27713-2847
United States

Email: info@biorbyt.com, support@biorbyt.com

Phone: [+1 \(415\) 906-5211](tel:+1(415)906-5211) | Fax: [+1 \(415\) 651-8558](tel:+1(415)651-8558)