

## Product Datasheet

### HSPA9 Rabbit Polyclonal Antibody (orb627522)

|                            |   |
|----------------------------|---|
| <b>Catalog Number</b>      | orb627522   |
| <b>Category</b>            | Antibodies  |
| <b>Description</b>         | Rabbit polyclonal antibody to GRP75                                   |
| <b>Target</b>              | HSPA9   |
| <b>Clonality</b>           | Polyclonal  |
| <b>Species/Host</b>        | Rabbit  |
| <b>Isotype</b>             | IgG   |
| <b>Conjugation</b>         | Unconjugated  |
| <b>Reactivity</b>          | Human, Mouse, Rat   |
| <b>Form/Appearance</b>     | liquid  |
| <b>Purity</b>              | ≥95% as determined by SDS-PAGE  |
| <b>Purification</b>        | Immunogen affinity purified   |
| <b>Immunogen</b>           | heat shock 70kDa protein 9(mortalin)                                  |
| <b>UniProt ID</b>          | <b>P38646</b>   |
| <b>MW</b>                  | 74 kDa  |
| <b>Tested applications</b> | ELISA, FC, IF, IHC, IP, WB  |
| <b>Dilution range</b>      | WB: 1:1000-1:4000; IP: 1:1000-1:4000; IHC: 1:20-1:200; IF: 1:10-1:100 |
| <b>Antibody Type</b>       | Primary Antibody  |

**Biorbyt Ltd.**

7 Signet Court, Swann Road  
Cambridge  
CB5 8LA  
United Kingdom

Email: [info@biorbyt.com](mailto:info@biorbyt.com), [support@biorbyt.com](mailto:support@biorbyt.com)

Phone: [+44 \(0\)1223 859353](tel:+44(0)1223859353) | Fax: [+1 \(415\) 651-8558](tel:+1(415)651-8558)


**Biorbyt LLC**

68 TW Alexander Drive  
Research Triangle Park  
Durham  
NC 27713  
United States

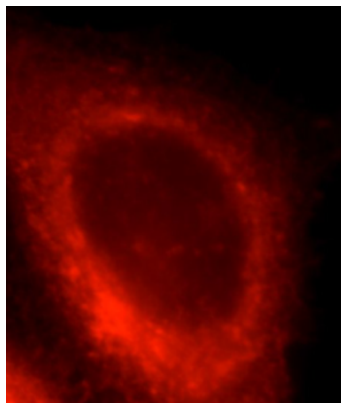
Email: [info@biorbyt.com](mailto:info@biorbyt.com), [support@biorbyt.com](mailto:support@biorbyt.com)

Phone: [+1 \(415\) 906-5211](tel:+1(415)906-5211) | Fax: [+1 \(415\) 651-8558](tel:+1(415)651-8558)

|                        |   |
|------------------------|---|
| <b>Storage</b>         | Maintain refrigerated at 2-8°C for up to 2 weeks. For long term storage store at -20°C in small aliquots to prevent freeze-thaw cycles. |
| <b>Note</b>            | For research use only   |
| <b>Expiration Date</b> | 12 months from date of receipt.   |



NIH/3T3 cells were subjected to SDS PAGE followed by western blot with orb627522 (GRP75 antibody) at dilution of 1:2000.



Immunofluorescent analysis of HepG2 cells using orb627522 (GRP75 antibody) at dilution of 1:25 and Rhodamine-Goat anti-Rabbit IgG.

**Biorbyt Ltd.**

7 Signet Court, Swann Road  
Cambridge  
CB5 8LA  
United Kingdom

Email: [info@biorbyt.com](mailto:info@biorbyt.com), [support@biorbyt.com](mailto:support@biorbyt.com)

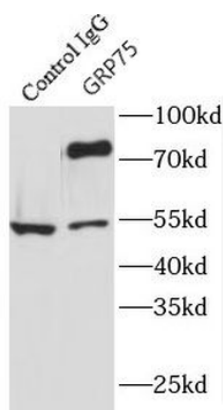
Phone: [+44 \(0\)1223 859353](tel:+44(0)1223859353) | Fax: [+1 \(415\) 651-8558](tel:+1(415)651-8558)

**Biorbyt LLC**

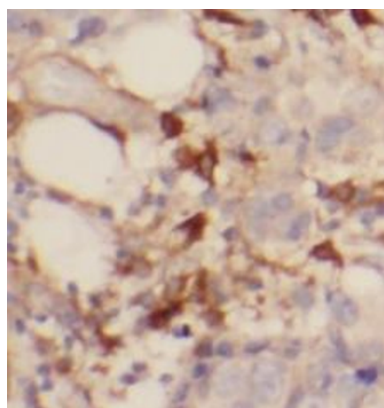
68 TW Alexander Drive  
Research Triangle Park  
Durham  
NC 27713  
United States

Email: [info@biorbyt.com](mailto:info@biorbyt.com), [support@biorbyt.com](mailto:support@biorbyt.com)

Phone: [+1 \(415\) 906-5211](tel:+1(415)906-5211) | Fax: [+1 \(415\) 651-8558](tel:+1(415)651-8558)



IP Result of anti-GRP75 (IP: orb627522, 4 ug; Detection: orb627522 1:2000) with mouse brain tissue lysate 3680 ug.



Immunohistochemistry of paraffin-embedded human breast cancer using orb627522 (GRP75 antibody) at dilution of 1:100.

**Biorbyt Ltd.**

7 Signet Court, Swann Road  
Cambridge  
CB5 8LA  
United Kingdom

Email: [info@biorbyt.com](mailto:info@biorbyt.com), [support@biorbyt.com](mailto:support@biorbyt.com)

Phone: [+44 \(0\)1223 859353](tel:+44(0)1223859353) | Fax: [+1 \(415\) 651-8558](tel:+1(415)651-8558)

**Biorbyt LLC**

68 TW Alexander Drive  
Research Triangle Park  
Durham  
NC 27713  
United States

Email: [info@biorbyt.com](mailto:info@biorbyt.com), [support@biorbyt.com](mailto:support@biorbyt.com)

Phone: [+1 \(415\) 906-5211](tel:+1(415)906-5211) | Fax: [+1 \(415\) 651-8558](tel:+1(415)651-8558)