

Product Datasheet

CDC27 Rabbit Polyclonal Antibody (orb625649)

Catalog Number	orb625649
Category	Antibodies
Description	Rabbit polyclonal antibody to CDC27
Target	CDC27
Clonality	Polyclonal
Species/Host	Rabbit
Isotype	IgG
Conjugation	Unconjugated
Reactivity	Human, Mouse, Rat
Form/Appearance	liquid
Purity	≥95% as determined by SDS-PAGE
Purification	Immunogen affinity purified
Immunogen	cell division cycle 27 homolog(S. cerevisiae)
UniProt ID	P30260
MW	92kd
Tested applications	ELISA, IF, IHC, IP, WB
Dilution range	WB: 1:1000-1:4000; IP: 1:500-1:2000; IHC: 1:20-1:200; IF: 1:20-1:200
Antibody Type	Primary Antibody

Biorbyt Ltd.

7 Signet Court, Swann Road
Cambridge
CB5 8LA
United Kingdom

Email: info@biorbyt.com, support@biorbyt.com

Phone: [+44 \(0\)1223 859353](tel:+44(0)1223859353) | Fax: [+1 \(415\) 651-8558](tel:+1(415)651-8558)


Biorbyt LLC

68 TW Alexander Drive
Research Triangle Park
Durham
NC 27713
United States


Email: info@biorbyt.com, support@biorbyt.com

Phone: [+1 \(415\) 906-5211](tel:+1(415)906-5211) | Fax: [+1 \(415\) 651-8558](tel:+1(415)651-8558)

Storage	Maintain refrigerated at 2-8°C for up to 2 weeks. For long term storage store at -20°C in small aliquots to prevent freeze-thaw cycles.
Note	For research use only
Expiration Date	12 months from date of receipt.



IP Result of anti-CDC27; APC3 (IP: orb625649, 3 ug; Detection: orb625649 1:600) with K-562 cells lysate 11000 ug.



K-562 cells were subjected to SDS PAGE followed by western blot with orb625649 (CDC27; APC3 antibody) at dilution of 1:600.

Biorbyt Ltd.

7 Signet Court, Swann Road
Cambridge
CB5 8LA
United Kingdom

Email: info@biorbyt.com, support@biorbyt.com

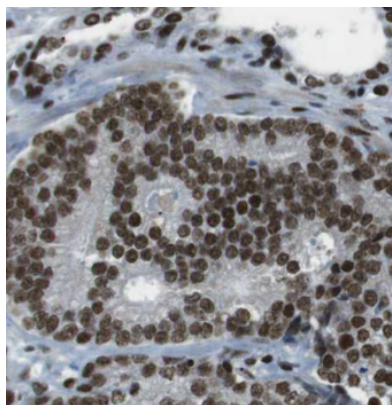
Phone: +44 (0)1223 859353 | Fax: +1 (415) 651-8558

Biorbyt LLC

68 TW Alexander Drive
Research Triangle Park
Durham
NC 27713
United States

Email: info@biorbyt.com, support@biorbyt.com

Phone: +1 (415) 906-5211 | Fax: +1 (415) 651-8558



Immunohistochemistry of paraffin-embedded human prostate cancer using orb625649 (CDC27 APC3 antibody) at dilution of 1:50.

Biorbyt Ltd.

7 Signet Court, Swann Road
Cambridge
CB5 8LA
United Kingdom

Email: info@biorbyt.com, support@biorbyt.com

Phone: [+44 \(0\)1223 859353](tel:+44(0)1223859353) | Fax: [+1 \(415\) 651-8558](tel:+1(415)651-8558)

Biorbyt LLC

68 TW Alexander Drive
Research Triangle Park
Durham
NC 27713
United States

Email: info@biorbyt.com, support@biorbyt.com

Phone: [+1 \(415\) 906-5211](tel:+1(415)906-5211) | Fax: [+1 \(415\) 651-8558](tel:+1(415)651-8558)