

Product Datasheet

CCT3 Rabbit Polyclonal Antibody (orb625533)

Catalog Number	orb625533
Category	Antibodies
Description	Rabbit polyclonal antibody to CCT3
Target	CCT3
Clonality	Polyclonal
Species/Host	Rabbit
Isotype	IgG
Conjugation	Unconjugated
Reactivity	Human, Mouse, Rat
Form/Appearance	liquid
Purity	≥95% as determined by SDS-PAGE
Purification	Immunogen affinity purified
Immunogen	chaperonin containing TCP1, subunit 3(gamma)
UniProt ID	P49368
MW	60 kDa
Tested applications	ELISA, FC, IF, IHC, IP, WB
Dilution range	WB: 1:500-1:2000; IP: 1:500-1:1000; IHC: 1:20-1:200; IF: 1:10-1:100
Antibody Type	Primary Antibody

Biorbyt Ltd.

7 Signet Court, Swann Road
Cambridge
CB5 8LA
United Kingdom

Email: info@biorbyt.com, support@biorbyt.com

Phone: [+44 \(0\)1223 859353](tel:+44(0)1223859353) | Fax: [+1 \(415\) 651-8558](tel:+1(415)651-8558)

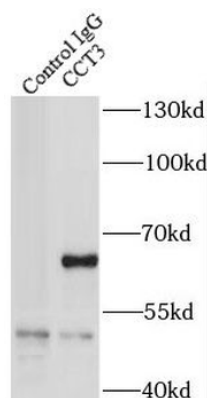
Biorbyt LLC

68 TW Alexander Drive
Research Triangle Park
Durham
NC 27713
United States


Email: info@biorbyt.com, support@biorbyt.com

Phone: [+1 \(415\) 906-5211](tel:+1(415)906-5211) | Fax: [+1 \(415\) 651-8558](tel:+1(415)651-8558)

Storage	Maintain refrigerated at 2-8°C for up to 2 weeks. For long term storage store at -20°C in small aliquots to prevent freeze-thaw cycles.
Note	For research use only
Expiration Date	12 months from date of receipt.



IP Result of anti-CCT3 (IP: orb625531, 3 ug; Detection: orb625531 1:1000) with mouse brain tissue lysate 3600 ug.



mouse brain tissue were subjected to SDS PAGE followed by western blot with orb625533 (CCT3 antibody) at dilution of 1:1000.

Biorbyt Ltd.

7 Signet Court, Swann Road
Cambridge
CB5 8LA
United Kingdom

Email: info@biorbyt.com, support@biorbyt.com

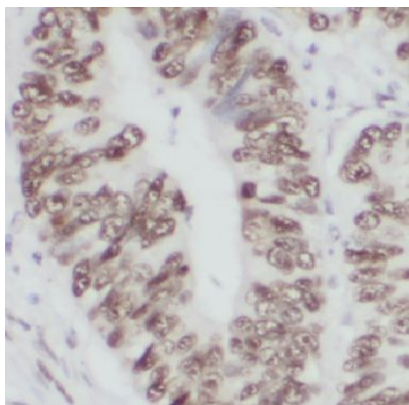
Phone: [+44 \(0\)1223 859353](tel:+44(0)1223859353) | Fax: [+1 \(415\) 651-8558](tel:+1(415)651-8558)

Biorbyt LLC

68 TW Alexander Drive
Research Triangle Park
Durham
NC 27713
United States

Email: info@biorbyt.com, support@biorbyt.com

Phone: [+1 \(415\) 906-5211](tel:+1(415)906-5211) | Fax: [+1 \(415\) 651-8558](tel:+1(415)651-8558)



Immunohistochemistry of paraffin-embedded human colon cancer using orb625533 (CCT3 antibody) at dilution of 1:50.

Biorbyt Ltd.

7 Signet Court, Swann Road

Cambridge

CB5 8LA

United Kingdom

Email: info@biorbyt.com, support@biorbyt.comPhone: [+44 \(0\)1223 859353](tel:+44(0)1223859353) | Fax: [+1 \(415\) 651-8558](tel:+1(415)651-8558)**Biorbyt LLC**

68 TW Alexander Drive

Research Triangle Park

Durham

NC 27713

United States

Email: info@biorbyt.com, support@biorbyt.comPhone: [+1 \(415\) 906-5211](tel:+1(415)906-5211) | Fax: [+1 \(415\) 651-8558](tel:+1(415)651-8558)