

Product Datasheet

CASP8 Rabbit Polyclonal Antibody (orb625439)

Catalog Number	orb625439
Category	Antibodies
Description	Rabbit polyclonal antibody to Caspase 8
Target	CASP8
Clonality	Polyclonal
Species/Host	Rabbit
Isotype	IgG
Conjugation	Unconjugated
Reactivity	Human, Mouse, Rat
Form/Appearance	liquid
Purity	≥95% as determined by SDS-PAGE
Purification	Immunogen affinity purified
Immunogen	caspase 8, apoptosis-related cysteine peptidase
UniProt ID	Q14790
MW	50-55 kDa, 25-32 kDa
Tested applications	ELISA, IF, IHC, IP, WB
Dilution range	WB: 1:200-1:2000; IP: 1:200-1:2000; IHC: 1:50-1:100; IF: 1:10-1:100
Antibody Type	Primary Antibody

Biorbyt Ltd.

7 Signet Court, Swann Road
Cambridge
CB5 8LA
United Kingdom

Email: info@biorbyt.com, support@biorbyt.com

Phone: [+44 \(0\)1223 859353](tel:+44(0)1223859353) | Fax: [+1 \(415\) 651-8558](tel:+1(415)651-8558)

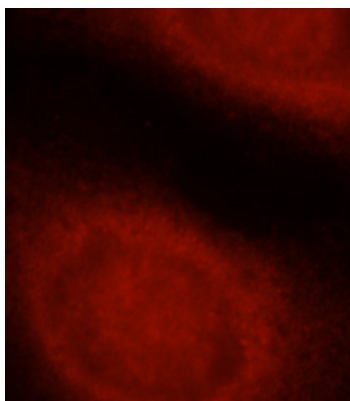
Biorbyt LLC

68 TW Alexander Drive
Research Triangle Park
Durham
NC 27713
United States


Email: info@biorbyt.com, support@biorbyt.com

Phone: [+1 \(415\) 906-5211](tel:+1(415)906-5211) | Fax: [+1 \(415\) 651-8558](tel:+1(415)651-8558)

Storage	Maintain refrigerated at 2-8°C for up to 2 weeks. For long term storage store at -20°C in small aliquots to prevent freeze-thaw cycles.
Note	For research use only
Expiration Date	12 months from date of receipt.



Immunofluorescent analysis of (-20°C Ethanol) fixed HepG2 cells using orb625439 (Caspase 8 Antibody) at dilution of 1:25 and Rhodamine-Goat anti-Rabbit IgG.



IP Result of anti-CASP8 (IP: orb625439, 3 ug; Detection: orb625439 1:500) with HeLa cells lysate 2500 ug.

Biorbyt Ltd.

7 Signet Court, Swann Road
Cambridge
CB5 8LA
United Kingdom

Email: info@biorbyt.com, support@biorbyt.com

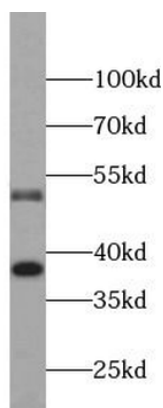
Phone: [+44 \(0\)1223 859353](tel:+44(0)1223859353) | Fax: [+1 \(415\) 651-8558](tel:+1(415)651-8558)

Biorbyt LLC

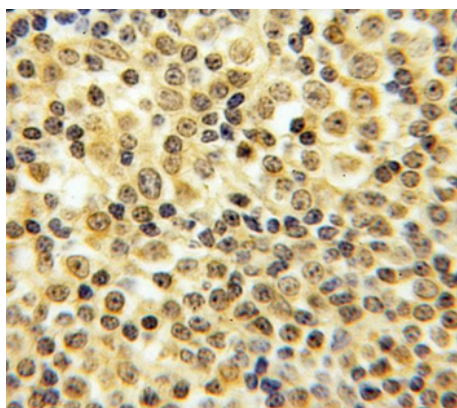
68 TW Alexander Drive
Research Triangle Park
Durham
NC 27713
United States

Email: info@biorbyt.com, support@biorbyt.com

Phone: [+1 \(415\) 906-5211](tel:+1(415)906-5211) | Fax: [+1 \(415\) 651-8558](tel:+1(415)651-8558)



HepG2 cells were subjected to SDS PAGE followed by western blot with orb625439 (CASP8 antibody) at dilution of 1:1000.



Immunohistochemistry of paraffin-embedded human lymphoma using orb625439 (CASP8 antibody) at dilution of 1:50.

Biorbyt Ltd.

7 Signet Court, Swann Road
Cambridge
CB5 8LA
United Kingdom

Email: info@biorbyt.com, support@biorbyt.com

Phone: [+44 \(0\)1223 859353](tel:+44(0)1223859353) | Fax: [+1 \(415\) 651-8558](tel:+1(415)651-8558)

Biorbyt LLC

68 TW Alexander Drive
Research Triangle Park
Durham
NC 27713
United States

Email: info@biorbyt.com, support@biorbyt.com

Phone: [+1 \(415\) 906-5211](tel:+1(415)906-5211) | Fax: [+1 \(415\) 651-8558](tel:+1(415)651-8558)