

Product Datasheet

Bax Recombinant Rabbit Monoclonal Antibody (orb608054)

Catalog Number	orb608054
Category	Antibodies
Description	Bax Recombinant Rabbit Monoclonal Antibody
Target	BAX
Clonality	Recombinant
Species/Host	Rabbit
Isotype	IgG
Conjugation	Unconjugated
Reactivity	Human, Mouse, Rat
Predicted Reactivity	Mouse, Rat
Form/Appearance	Liquid
Concentration	1mg/ml
Buffer/Preservatives	0.01M TBS (pH7.4) with 1% rAlbumin, 0.02% Proclin300 and 50% Glycerol.
Purification	Affinity purified by Protein A
Immunogen	A synthesized peptide derived from human BAX (5-40aa)
UniProt ID	Q07812
MW	23 kDa

Biorbyt Ltd.

7 Signet Court, Swann Road
Cambridge
CB5 8LA
United Kingdom

Email: info@biorbyt.com, support@biorbyt.com

Phone: [+44 \(0\)1223 859353](tel:+44(0)1223859353) | Fax: [+1 \(415\) 651-8558](tel:+1(415)651-8558)

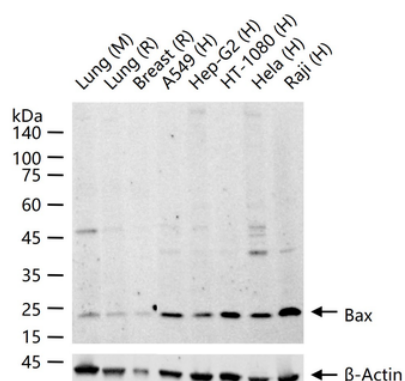
Biorbyt LLC

68 TW Alexander Drive
Research Triangle Park
Durham
NC 27713
United States

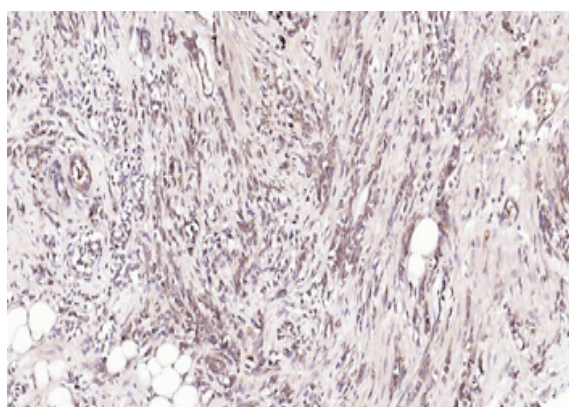
Email: info@biorbyt.com, support@biorbyt.com

Phone: [+1 \(415\) 906-5211](tel:+1(415)906-5211) | Fax: [+1 \(415\) 651-8558](tel:+1(415)651-8558)

Tested applications	FC, ICC, IF, IHC-Fr, IHC-P, WB
Dilution range	WB=1:1000-2000, IHC-P=1:100-500, IHC-F=1:100-500, ICC/IF=1:50-200, IF=1:100-500, Flow-Cyt=1:50-100
Antibody Type	Primary Antibody
Clone Number	B5E5
Storage	Maintain refrigerated at 2-8°C for up to 2 weeks. For long term storage store at -20°C in small aliquots to prevent freeze-thaw cycles.
Note	For research use only
Expiration Date	12 months from date of receipt.



25 ug total protein per lane of various lysates probed with Bax monoclonal antibody, unconjugated (orb608054) at 1:5000 dilution and 4°C overnight incubation. Followed by conjugated secondary antibody incubation at r.t. for 60 min.



Paraformaldehyde-fixed, paraffin embedded Human Breast Cancer, Antigen retrieval by boiling in sodium citrate buffer (pH6.0) for 15 min, Antibody incubation with Bax Monoclonal Antibody, Unconjugated (orb608054) at 1:300 overnight at 4°C, followed by conjugation to the SP Kit (Rabbit) and DAB staining.

Biorbyt Ltd.

7 Signet Court, Swann Road
Cambridge
CB5 8LA
United Kingdom

Email: info@biorbyt.com, support@biorbyt.com

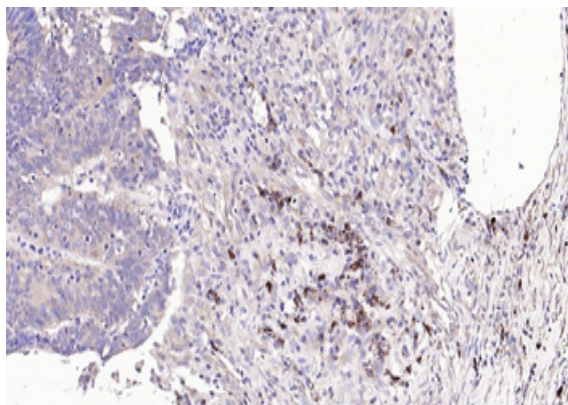
Phone: +44 (0)1223 859353 | Fax: +1 (415) 651-8558

Biorbyt LLC

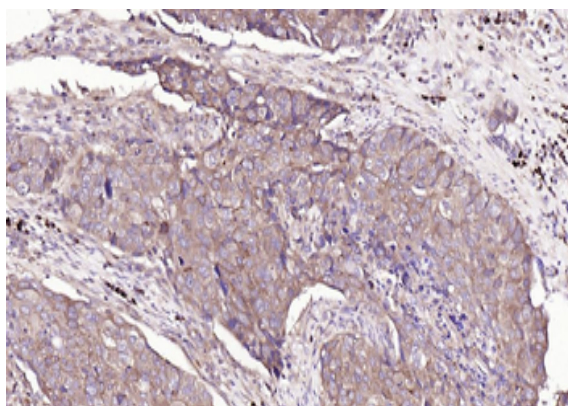
68 TW Alexander Drive
Research Triangle Park
Durham
NC 27713
United States

Email: info@biorbyt.com, support@biorbyt.com

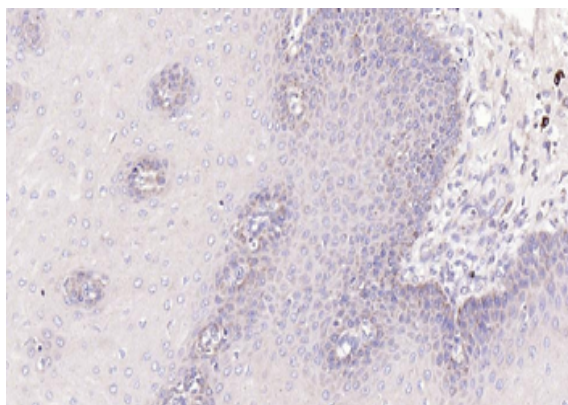
Phone: +1 (415) 906-5211 | Fax: +1 (415) 651-8558



Paraformaldehyde-fixed, paraffin embedded Human Colon Cancer, Antigen retrieval by boiling in sodium citrate buffer (pH6.0) for 15 min, Antibody incubation with Bax Monoclonal Antibody, Unconjugated (orb608054) at 1:300 overnight at 4°C, followed by conjugation to the SP Kit (Rabbit) and DAB staining.



Paraformaldehyde-fixed, paraffin embedded Human Esophagus Cancer, Antigen retrieval by boiling in sodium citrate buffer (pH6.0) for 15 min, Antibody incubation with Bax Monoclonal Antibody, Unconjugated (orb608054) at 1:300 overnight at 4°C, followed by conjugation to the SP Kit (Rabbit) and DAB staining.



Paraformaldehyde-fixed, paraffin embedded Human Esophagus, Antigen retrieval by boiling in sodium citrate buffer (pH6.0) for 15 min, Antibody incubation with Bax Monoclonal Antibody, Unconjugated (orb608054) at 1:300 overnight at 4°C, followed by conjugation to the SP Kit (Rabbit) and DAB staining.

Biorbyt Ltd.

7 Signet Court, Swann Road
Cambridge
CB5 8LA
United Kingdom

Email: info@biorbyt.com, support@biorbyt.com

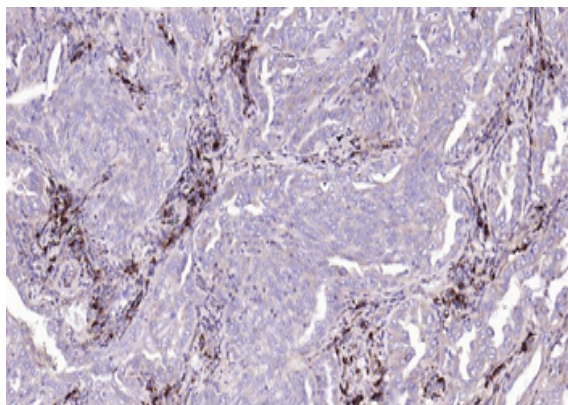
Phone: +44 (0)1223 859353 | Fax: +1 (415) 651-8558

Biorbyt LLC

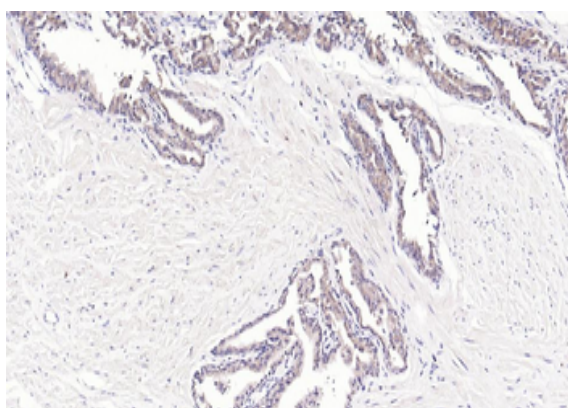
68 TW Alexander Drive
Research Triangle Park
Durham
NC 27713
United States

Email: info@biorbyt.com, support@biorbyt.com

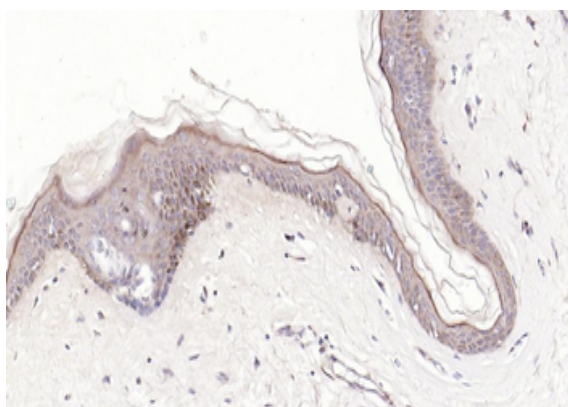
Phone: +1 (415) 906-5211 | Fax: +1 (415) 651-8558



Paraformaldehyde-fixed, paraffin embedded Human Lung Cancer, Antigen retrieval by boiling in sodium citrate buffer (pH6.0) for 15 min, Antibody incubation with Bax Monoclonal Antibody, Unconjugated (orb608054) at 1:300 overnight at 4°C, followed by conjugation to the SP Kit (Rabbit) and DAB staining.



Paraformaldehyde-fixed, paraffin embedded Human Prostate, Antigen retrieval by boiling in sodium citrate buffer (pH6.0) for 15 min, Antibody incubation with Bax Monoclonal Antibody, Unconjugated (orb608054) at 1:300 overnight at 4°C, followed by conjugation to the SP Kit (Rabbit) and DAB staining.



Paraformaldehyde-fixed, paraffin embedded Human Skin, Antigen retrieval by boiling in sodium citrate buffer (pH6.0) for 15 min, Antibody incubation with Bax Monoclonal Antibody, Unconjugated (orb608054) at 1:300 overnight at 4°C, followed by conjugation to the SP Kit (Rabbit) and DAB staining.

Biorbyt Ltd.

7 Signet Court, Swann Road
Cambridge
CB5 8LA
United Kingdom

Email: info@biorbyt.com, support@biorbyt.com

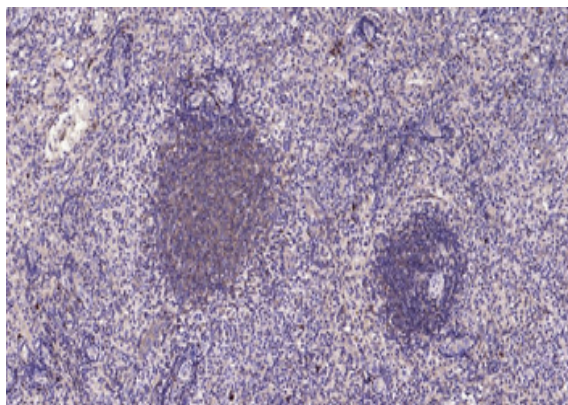
Phone: +44 (0)1223 859353 | Fax: +1 (415) 651-8558

Biorbyt LLC

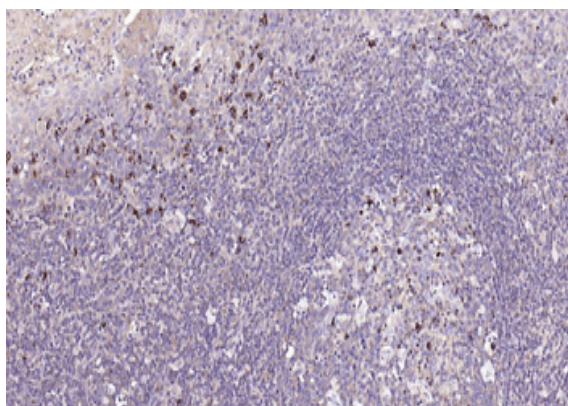
68 TW Alexander Drive
Research Triangle Park
Durham
NC 27713
United States

Email: info@biorbyt.com, support@biorbyt.com

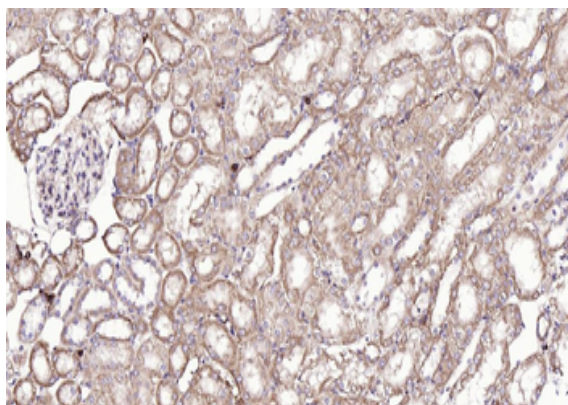
Phone: +1 (415) 906-5211 | Fax: +1 (415) 651-8558



Paraformaldehyde-fixed, paraffin embedded Human Spleen, Antigen retrieval by boiling in sodium citrate buffer (pH6.0) for 15 min, Antibody incubation with Bax Monoclonal Antibody, Unconjugated (orb608054) at 1:300 overnight at 4°C, followed by conjugation to the SP Kit (Rabbit) and DAB staining.



Paraformaldehyde-fixed, paraffin embedded Human Tonsil, Antigen retrieval by boiling in sodium citrate buffer (pH6.0) for 15 min, Antibody incubation with Bax Monoclonal Antibody, Unconjugated (orb608054) at 1:300 overnight at 4°C, followed by conjugation to the SP Kit (Rabbit) and DAB staining.



Paraformaldehyde-fixed, paraffin embedded Mouse Kidney, Antigen retrieval by boiling in sodium citrate buffer (pH6.0) for 15 min, Antibody incubation with Bax Monoclonal Antibody, Unconjugated (orb608054) at 1:300 overnight at 4°C, followed by conjugation to the SP Kit (Rabbit) and DAB staining.

Biorbyt Ltd.

7 Signet Court, Swann Road
Cambridge
CB5 8LA
United Kingdom

Email: info@biorbyt.com, support@biorbyt.com

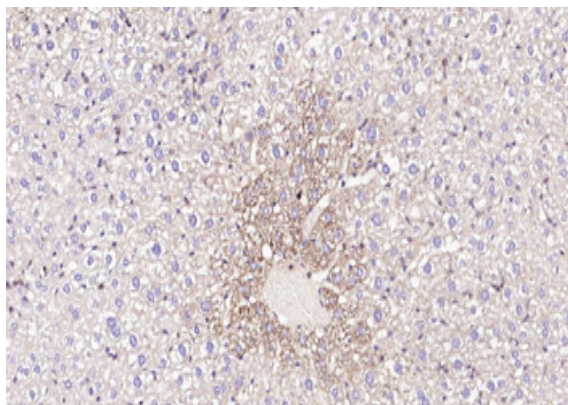
Phone: +44 (0)1223 859353 | Fax: +1 (415) 651-8558

Biorbyt LLC

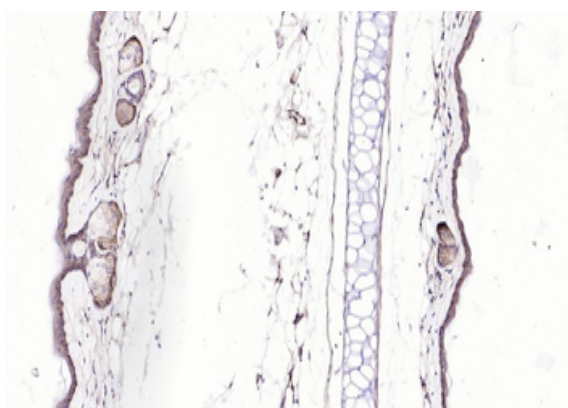
68 TW Alexander Drive
Research Triangle Park
Durham
NC 27713
United States

Email: info@biorbyt.com, support@biorbyt.com

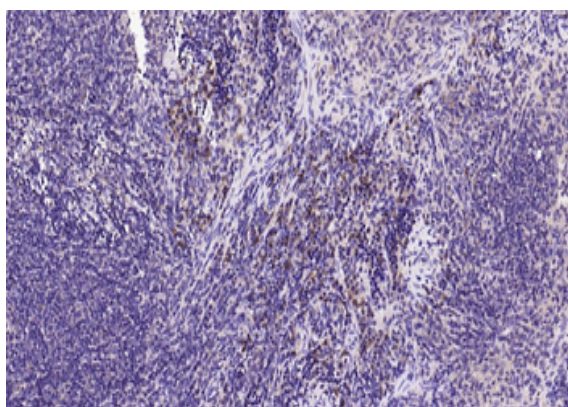
Phone: +1 (415) 906-5211 | Fax: +1 (415) 651-8558



Paraformaldehyde-fixed, paraffin embedded Mouse Liver, Antigen retrieval by boiling in sodium citrate buffer (pH6.0) for 15 min, Antibody incubation with Bax Monoclonal Antibody, Unconjugated (orb608054) at 1:300 overnight at 4°C, followed by conjugation to the SP Kit (Rabbit) and DAB staining.



Paraformaldehyde-fixed, paraffin embedded Mouse Skin, Antigen retrieval by boiling in sodium citrate buffer (pH6.0) for 15 min, Antibody incubation with Bax Monoclonal Antibody, Unconjugated (orb608054) at 1:300 overnight at 4°C, followed by conjugation to the SP Kit (Rabbit) and DAB staining.



Paraformaldehyde-fixed, paraffin embedded Mouse Spleen, Antigen retrieval by boiling in sodium citrate buffer (pH6.0) for 15 min, Antibody incubation with Bax Monoclonal Antibody, Unconjugated (orb608054) at 1:300 overnight at 4°C, followed by conjugation to the SP Kit (Rabbit) and DAB staining.

Biorbyt Ltd.

7 Signet Court, Swann Road
Cambridge
CB5 8LA
United Kingdom

Email: info@biorbyt.com, support@biorbyt.com

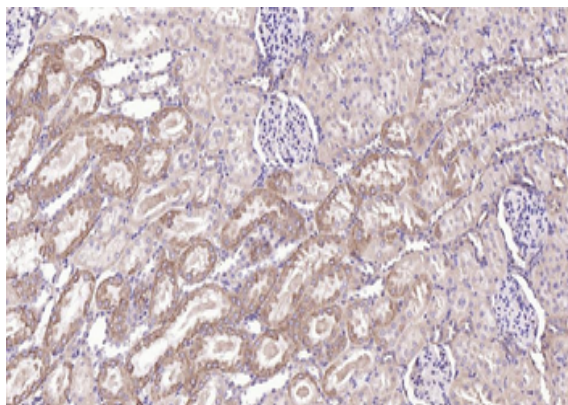
Phone: +44 (0)1223 859353 | Fax: +1 (415) 651-8558

Biorbyt LLC

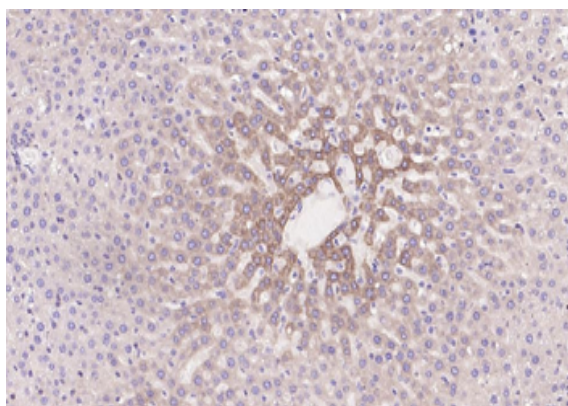
68 TW Alexander Drive
Research Triangle Park
Durham
NC 27713
United States

Email: info@biorbyt.com, support@biorbyt.com

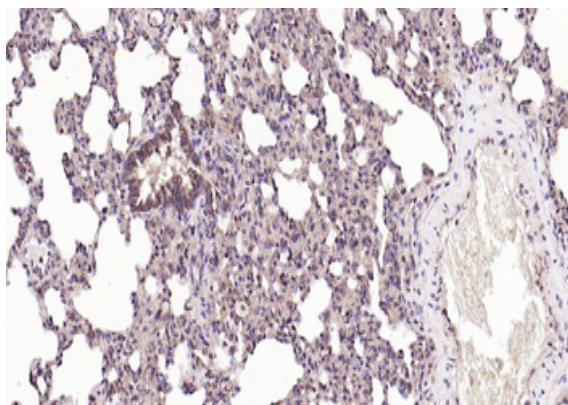
Phone: +1 (415) 906-5211 | Fax: +1 (415) 651-8558



Paraformaldehyde-fixed, paraffin embedded Rat Kidney, Antigen retrieval by boiling in sodium citrate buffer (pH6.0) for 15 min, Antibody incubation with Bax Monoclonal Antibody, Unconjugated (orb608054) at 1:300 overnight at 4°C, followed by conjugation to the SP Kit (Rabbit) and DAB staining.



Paraformaldehyde-fixed, paraffin embedded Rat Liver, Antigen retrieval by boiling in sodium citrate buffer (pH6.0) for 15 min, Antibody incubation with Bax Monoclonal Antibody, Unconjugated (orb608054) at 1:300 overnight at 4°C, followed by conjugation to the SP Kit (Rabbit) and DAB staining.



Paraformaldehyde-fixed, paraffin embedded Rat Lung, Antigen retrieval by boiling in sodium citrate buffer (pH6.0) for 15 min, Antibody incubation with Bax Monoclonal Antibody, Unconjugated (orb608054) at 1:300 overnight at 4°C, followed by conjugation to the SP Kit (Rabbit) and DAB staining.

Biorbyt Ltd.

7 Signet Court, Swann Road
Cambridge
CB5 8LA
United Kingdom

Email: info@biorbyt.com, support@biorbyt.com

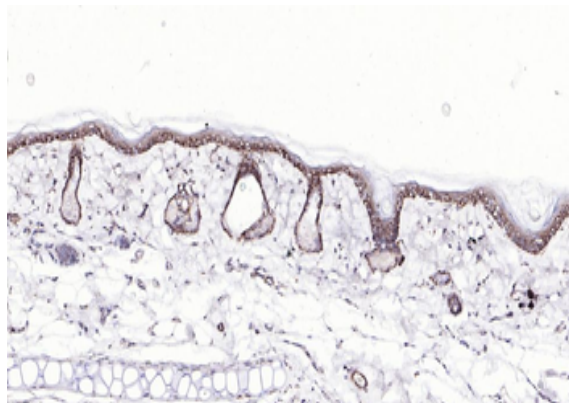
Phone: [+44 \(0\)1223 859353](tel:+44(0)1223859353) | Fax: [+1 \(415\) 651-8558](tel:+1(415)651-8558)

Biorbyt LLC

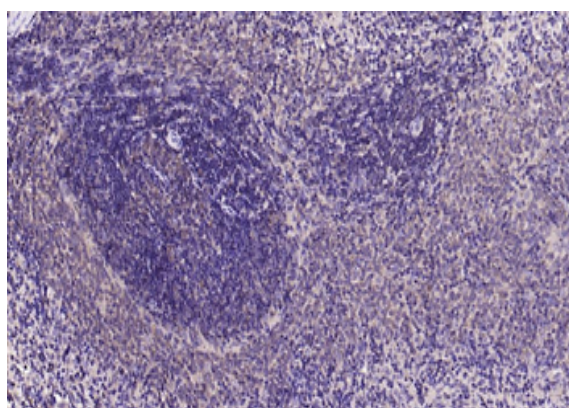
68 TW Alexander Drive
Research Triangle Park
Durham
NC 27713
United States

Email: info@biorbyt.com, support@biorbyt.com

Phone: [+1 \(415\) 906-5211](tel:+1(415)906-5211) | Fax: [+1 \(415\) 651-8558](tel:+1(415)651-8558)



Paraformaldehyde-fixed, paraffin embedded Rat Skin, Antigen retrieval by boiling in sodium citrate buffer (pH6.0) for 15 min, Antibody incubation with Bax Monoclonal Antibody, Unconjugated (orb608054) at 1:300 overnight at 4°C, followed by conjugation to the SP Kit (Rabbit) and DAB staining.



Paraformaldehyde-fixed, paraffin embedded Rat Spleen, Antigen retrieval by boiling in sodium citrate buffer (pH6.0) for 15 min, Antibody incubation with Bax Monoclonal Antibody, Unconjugated (orb608054) at 1:300 overnight at 4°C, followed by conjugation to the SP Kit (Rabbit) and DAB staining.

Biorbyt Ltd.

7 Signet Court, Swann Road
Cambridge
CB5 8LA
United Kingdom

Email: info@biorbyt.com, support@biorbyt.com

Phone: [+44 \(0\)1223 859353](tel:+44(0)1223859353) | Fax: [+1 \(415\) 651-8558](tel:+1(415)651-8558)

Biorbyt LLC

68 TW Alexander Drive
Research Triangle Park
Durham
NC 27713
United States

Email: info@biorbyt.com, support@biorbyt.com

Phone: [+1 \(415\) 906-5211](tel:+1(415)906-5211) | Fax: [+1 \(415\) 651-8558](tel:+1(415)651-8558)