

## Product Datasheet

### FOXM1 Rabbit Polyclonal Antibody (orb592704)

|                            |   |
|----------------------------|---|
| <b>Catalog Number</b>      | orb592704   |
| <b>Description</b>         | Rabbit polyclonal antibody to FOXM1   |
| <b>Species/Host</b>        | Rabbit  |
| <b>Reactivity</b>          | Human   |
| <b>Conjugation</b>         | Unconjugated  |
| <b>Tested Applications</b> | IHC, WB   |
| <b>Immunogen</b>           | The immunogen is a synthetic peptide directed towards the middle region of human FOXM1  |
| <b>Target</b>              | FOXM1   |
| <b>Preservatives</b>       | Liquid. Purified antibody supplied in 1x PBS buffer with 0.09% (w/v) sodium azide and 2% sucrose.                                       |
| <b>Form/Appearance</b>     | Liquid. Purified antibody supplied in 1x PBS buffer with 0.09% (w/v) sodium azide and 2% sucrose.                                       |
| <b>Concentration</b>       | 0.5 mg/ml   |
| <b>Storage</b>             | Maintain refrigerated at 2-8°C for up to 2 weeks. For long term storage store at -20°C in small aliquots to prevent freeze-thaw cycles. |
| <b>Note</b>                | For research use only   |
| <b>Protein Sequence</b>    | Synthetic peptide located within the following region:<br>ANRSLTEGLVLDTMNDSLKILLDISFPGLDEDPLGPDNINWSQFIPELQ                             |
| <b>Clonality</b>           | Polyclonal  |
| <b>MW</b>                  | 84kDa   |

**Biorbyt Ltd.**

7 Signet Court, Swann's Road,  
Cambridge, CB5 8LA, United Kingdom  
Email: [info@biorbyt.com](mailto:info@biorbyt.com), [support@biorbyt.com](mailto:support@biorbyt.com)  
Phone: [+44 \(0\) 1223 859-353](tel:+44(0)1223859353) | Fax: [+1 \(415\) 651-8558](tel:+1(415)6518558)

**Biorbyt LLC.**


68 TW Alexander Drive,  
Durham, NC, 27713, United States  
Email: [info@biorbyt.com](mailto:info@biorbyt.com), [support@biorbyt.com](mailto:support@biorbyt.com)  
Phone: [+1 \(415\) 906-5211](tel:+1(415)9065211) | Fax: [+1 \(415\) 651-8558](tel:+1(415)6518558)

**Uniprot ID** **Q08050**


**NCBI** **NP\_068772**

**Expiration Date** 12 months from date of receipt.

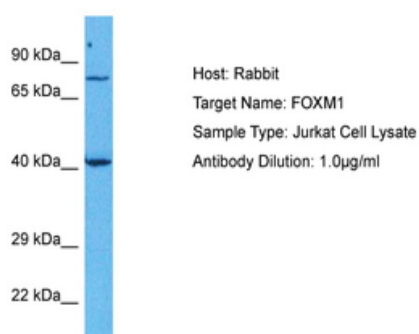
### FOXM1



Sample Tissue: Human 293T, Antibody Dilution: 1.0 ug/ml.



Sample Tissue: Human 786-0 Whole Cell, Antibody Dilution: 1 ug/ml.




Sample Tissue: Human Jurkat Whole Cell, Antibody Dilution: 1 ug/ml.

#### Biorbyt Ltd.

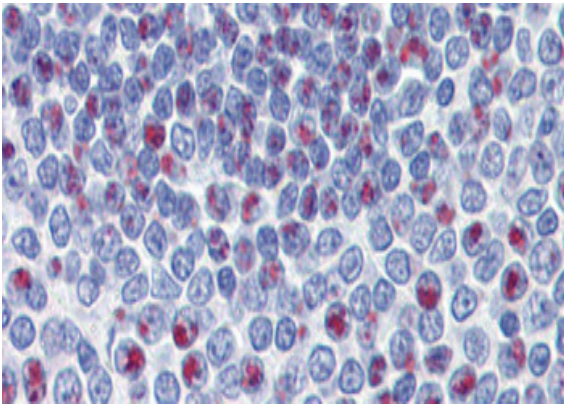
7 Signet Court, Swann's Road,  
Cambridge, CB5 8LA, United Kingdom  
Email: [info@biorbyt.com](mailto:info@biorbyt.com), [support@biorbyt.com](mailto:support@biorbyt.com)  
Phone: [+44 \(0\) 1223 859-353](tel:+44(0)1223859353) | Fax: [+1 \(415\) 651-8558](tel:+1(415)6518558)

#### Biorbyt LLC.

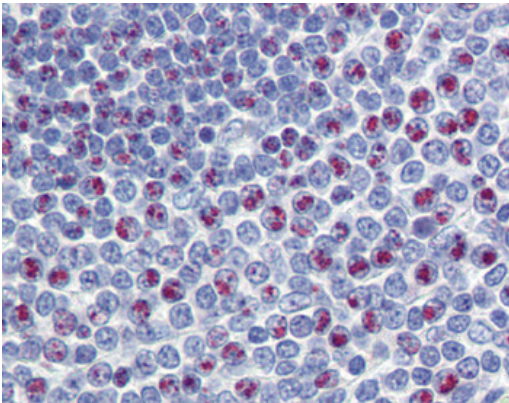
68 TW Alexander Drive,  
Durham, NC, 27713, United States  
Email: [info@biorbyt.com](mailto:info@biorbyt.com), [support@biorbyt.com](mailto:support@biorbyt.com)  
Phone: [+1 \(415\) 906-5211](tel:+1(415)9065211) | Fax: [+1 \(415\) 651-8558](tel:+1(415)6518558)



Positive control (+): HepG2 (HG), Negative control (-): Human stomach (ST), Antibody concentration: 1 ug/ml.



Immunohistochemistry with Human Spleen lysate tissue at an antibody concentration of 5.0 ug/ml using anti-FOXM1 antibody (orb592704).



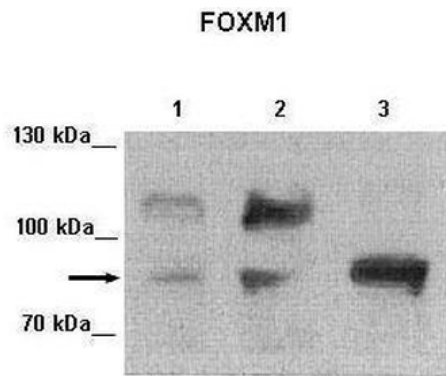
Immunohistochemistry with Spleen cell lysate tissue at an antibody concentration of 5.0 ug/ml using anti-FOXM1 antibody (orb592704).

## Biorbyt Ltd.


7 Signet Court, Swann's Road,  
Cambridge, CB5 8LA, United Kingdom  
Email: [info@biorbyt.com](mailto:info@biorbyt.com), [support@biorbyt.com](mailto:support@biorbyt.com)  
Phone: [+44 \(0\) 1223 859-353](tel:+44(0)1223859353) | Fax: [+1 \(415\) 651-8558](tel:+1(415)6518558)

## Biorbyt LLC.

68 TW Alexander Drive,  
Durham, NC, 27713, United States  
Email: [info@biorbyt.com](mailto:info@biorbyt.com), [support@biorbyt.com](mailto:support@biorbyt.com)  
Phone: [+1 \(415\) 906-5211](tel:+1(415)9065211) | Fax: [+1 \(415\) 651-8558](tel:+1(415)6518558)



Lanes: Lane 1: 25 ug MIA PaCa-2 human pancreatic cancer cell line Lane 2: 25 ug MDA-MB-231 cell lysate, Lane 3: 25 ug Huh-7 cell lysate, Primary Antibody Dilution: 1:2000, Secondary Antibody: Anti-rabbit-HRP, Secondary Antibody Dilution: 1:5000, Gene Name: FOXM1.



WB Suggested Anti-FOXM1 Antibody Titration: 1 ug/ml, Positive Control: Jurkat cell lysate.

**Biorbyt Ltd.**

7 Signet Court, Swann's Road,  
Cambridge, CB5 8LA, United Kingdom  
Email: [info@biorbyt.com](mailto:info@biorbyt.com), [support@biorbyt.com](mailto:support@biorbyt.com)  
Phone: [+44 \(0\) 1223 859-353](tel:+44(0)1223859353) | Fax: [+1 \(415\) 651-8558](tel:+1(415)6518558)

**Biorbyt LLC.**

68 TW Alexander Drive,  
Durham, NC, 27713, United States  
Email: [info@biorbyt.com](mailto:info@biorbyt.com), [support@biorbyt.com](mailto:support@biorbyt.com)  
Phone: [+1 \(415\) 906-5211](tel:+1(415)9065211) | Fax: [+1 \(415\) 651-8558](tel:+1(415)6518558)