

Product Datasheet

CFLAR Rabbit Polyclonal Antibody (orb592646)

Catalog Number	orb592646
Category	Antibodies
Description	Rabbit polyclonal antibody to CFLAR
Target	CFLAR
Clonality	Polyclonal
Species/Host	Rabbit
Conjugation	Unconjugated
Reactivity	Human
Predicted Reactivity	Bovine, Canine, Equine, Mouse, Rat
Form/Appearance	Liquid. Purified antibody supplied in 1x PBS buffer with 0.09% (w/v) sodium azide and 2% sucrose.
Concentration	1.0 mg/ml
Buffer/Preservatives	Liquid. Purified antibody supplied in 1x PBS buffer with 0.09% (w/v) sodium azide and 2% sucrose.
Purification	Protein A purified
Immunogen	The immunogen is a synthetic peptide directed towards the N terminal region of human CFLAR
Protein Sequence	Synthetic peptide located within the following region: HQVEEALDTDEKEMLLFLCRDVAIDVPPNVRDLLDILRERGLKLSVGDLA
UniProt ID	O15519

Biorbyt Ltd.

7 Signet Court, Swann Road
Cambridge
CB5 8LA
United Kingdom

Email: info@biorbyt.com, support@biorbyt.com

Phone: [+44 \(0\)1223 859353](tel:+44(0)1223859353) | Fax: [+1 \(415\) 651-8558](tel:+1(415)651-8558)

Biorbyt LLC

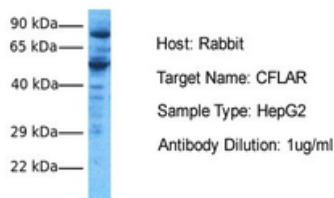
68 TW Alexander Drive
Research Triangle Park
Durham
NC 27713-2847
United States

Email: info@biorbyt.com, support@biorbyt.com

Phone: [+1 \(415\) 906-5211](tel:+1(415)906-5211) | Fax: [+1 \(415\) 651-8558](tel:+1(415)651-8558)


MW	55kDa
Tested applications	WB
Storage	Maintain refrigerated at 2-8°C for up to 2 weeks. For long term storage store at -20°C in small aliquots to prevent freeze-thaw cycles.
Note	For research use only
NCBI	NP_003870
Expiration Date	12 months from date of receipt.

CFLAR



Sample Tissue: Human HepG2, Antibody Dilution: 1.0 ug/ml.

CFLAR



Lanes: Lane 1: 10 ug hFLIPL transfected 293 lysate, Primary Antibody Dilution: 1:1000, Secondary Antibody: Anti-rabbit HRP, Secondary Antibody Dilution: 1:2000, Gene Name: CFLAR.

Biorbyt Ltd.


7 Signet Court, Swann Road
Cambridge
CB5 8LA
United Kingdom

Email: info@biorbyt.com, support@biorbyt.com
Phone: +44 (0)1223 859353 | Fax: +1 (415) 651-8558

Biorbyt LLC

68 TW Alexander Drive
Research Triangle Park
Durham
NC 27713-2847
United States

Email: info@biorbyt.com, support@biorbyt.com
Phone: +1 (415) 906-5211 | Fax: +1 (415) 651-8558



WB Suggested Anti-CFLAR Antibody Titration: 1.25 ug/ml,
Positive Control: HepG2 cell lysate. CFLAR is strongly supported
by BioGPS gene expression data to be expressed in Human
HepG2 cells.

Biorbyt Ltd.

7 Signet Court, Swann Road
Cambridge
CB5 8LA
United Kingdom

Email: info@biorbyt.com, support@biorbyt.com

Phone: [+44 \(0\)1223 859353](tel:+44(0)1223859353) | Fax: [+1 \(415\) 651-8558](tel:+1(415)651-8558)

Biorbyt LLC

68 TW Alexander Drive
Research Triangle Park
Durham
NC 27713-2847
United States

Email: info@biorbyt.com, support@biorbyt.com

Phone: [+1 \(415\) 906-5211](tel:+1(415)906-5211) | Fax: [+1 \(415\) 651-8558](tel:+1(415)651-8558)