

Product Datasheet

BCKDHA Rabbit Polyclonal Antibody (orb583009)

Catalog Number	orb583009
Category	Antibodies
Description	Rabbit polyclonal antibody to BCKDHA
Target	BCKDHA
Clonality	Polyclonal
Species/Host	Rabbit
Conjugation	Unconjugated
Reactivity	Human
Predicted Reactivity	Bovine, Canine, Equine, Guinea pig, Mouse, Rabbit, Rat, Sheep, Zebrafish
Form/Appearance	Liquid. Purified antibody supplied in 1x PBS buffer with 0.09% (w/v) sodium azide and 2% sucrose.
Concentration	0.5 mg/ml
Buffer/Preservatives	Liquid. Purified antibody supplied in 1x PBS buffer with 0.09% (w/v) sodium azide and 2% sucrose.
Purification	Affinity Purified
Immunogen	The immunogen is a synthetic peptide directed towards the N terminal region of human BCKDHA
Protein Sequence	Synthetic peptide located within the following region: NVISGIPIYRVMDRQGQIINPSEDPHLPKEKVLKLYKSMTLLNTMDRILY
UniProt ID	P12694

Biorbyt Ltd.

7 Signet Court, Swann Road
Cambridge
CB5 8LA
United Kingdom

Email: info@biorbyt.com, support@biorbyt.com

Phone: [+44 \(0\)1223 859353](tel:+44(0)1223859353) | Fax: [+1 \(415\) 651-8558](tel:+1(415)651-8558)

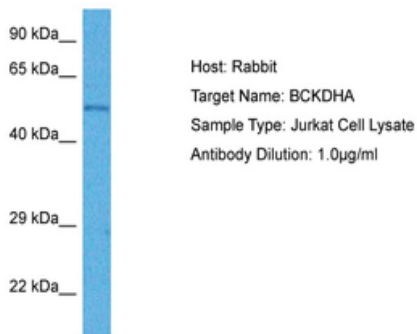
Biorbyt LLC

68 TW Alexander Drive
Research Triangle Park
Durham
NC 27713
United States

Email: info@biorbyt.com, support@biorbyt.com


Phone: [+1 \(415\) 906-5211](tel:+1(415)906-5211) | Fax: [+1 \(415\) 651-8558](tel:+1(415)651-8558)

MW	50kDa
Tested applications	IHC, WB
Storage	Maintain refrigerated at 2-8°C for up to 2 weeks. For long term storage store at -20°C in small aliquots to prevent freeze-thaw cycles.
Note	For research use only
NCBI	NP_000700
Expiration Date	12 months from date of receipt.



Sample Tissue: Human Jurkat Whole Cell, Antibody dilution: 1 ug/ml.

BCKDHA



Sample Type: Human Adult Placenta, Antibody dilution: 1.0 ug/ml.

Biorbyt Ltd.

7 Signet Court, Swann Road
Cambridge
CB5 8LA
United Kingdom

Email: info@biorbyt.com, support@biorbyt.com

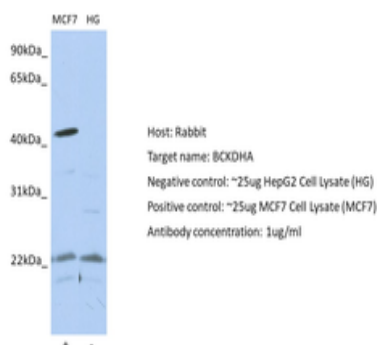
Phone: [+44 \(0\)1223 859353](tel:+44(0)1223859353) | Fax: [+1 \(415\) 651-8558](tel:+1(415)651-8558)

Biorbyt LLC

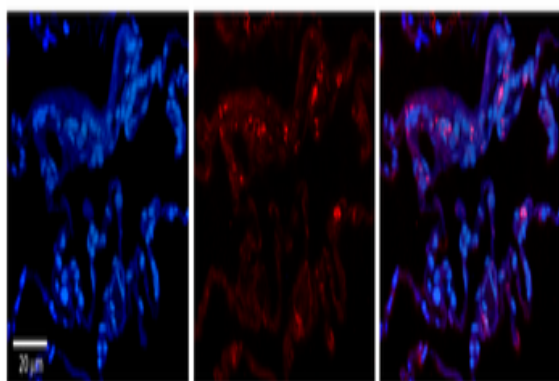
68 TW Alexander Drive
Research Triangle Park
Durham
NC 27713
United States

Email: info@biorbyt.com, support@biorbyt.com


Phone: [+1 \(415\) 906-5211](tel:+1(415)906-5211) | Fax: [+1 \(415\) 651-8558](tel:+1(415)651-8558)



Positive control (+): MCF7 (N10), Negative control (-): HepG2 (HG), Antibody concentration: 1 ug/ml.



Rabbit Anti-BCKDHA Antibody, Catalog Number: orb583009, Formalin Fixed Paraffin Embedded Tissue: Human Lung Tissue, Observed Staining: Cytoplasmic in alveolar type I & II cells, Primary Antibody Concentration: 1:100, Secondary Antibody: Donkey anti-Rabbit-Cy3, Secondary Antibody Concentration: 1:200, Magnification: 20X, Exposure Time: 0.5-2.0 sec.



WB Suggested Anti-BCKDHA Antibody Titration: 0.2-1 ug/ml, ELISA Titer: 1:312500, Positive Control: MCF7 cell lysate. BCKDHA is supported by BioGPS gene expression data to be expressed in MCF7.

Biorbyt Ltd.

7 Signet Court, Swann Road
 Cambridge
 CB5 8LA
 United Kingdom

Email: info@biorbyt.com, support@biorbyt.com
 Phone: +44 (0)1223 859353 | Fax: +1 (415) 651-8558

Biorbyt LLC

68 TW Alexander Drive
 Research Triangle Park
 Durham
 NC 27713
 United States

Email: info@biorbyt.com, support@biorbyt.com
 Phone: +1 (415) 906-5211 | Fax: +1 (415) 651-8558