

Product Datasheet

TNMD Rabbit Polyclonal Antibody (orb580820)

Catalog Number	orb580820
Category	Antibodies
Description	Rabbit polyclonal antibody to TNMD
Target	TNMD
Clonality	Polyclonal
Species/Host	Rabbit
Conjugation	Unconjugated
Reactivity	Human, Mouse
Predicted Reactivity	Bovine, Canine, Equine, Guinea pig, Porcine, Rabbit, Rat, Sheep, Zebrafish
Form/Appearance	Liquid. Purified antibody supplied in 1x PBS buffer with 0.09% (w/v) sodium azide and 2% sucrose.
Concentration	0.5 mg/ml
Buffer/Preservatives	Liquid. Purified antibody supplied in 1x PBS buffer with 0.09% (w/v) sodium azide and 2% sucrose.
Purification	Affinity Purified
Immunogen	The immunogen is a synthetic peptide directed towards the N terminal region of human TNMD
Protein Sequence	Synthetic peptide located within the following region: KKKIYMEIDPVTRTEIFRSGNGTDETLVHDFKNGYTGIIYFVGLQKCFIK
UniProt ID	Q9H2S6

Biorbyt Ltd.

7 Signet Court, Swann Road
Cambridge
CB5 8LA
United Kingdom

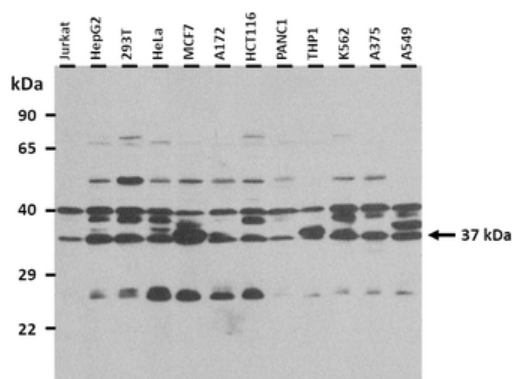
Email: info@biorbyt.com, support@biorbyt.com
Phone: [+44 \(0\)1223 859353](tel:+44(0)1223859353) | Fax: [+1 \(415\) 651-8558](tel:+1(415)651-8558)

Biorbyt LLC

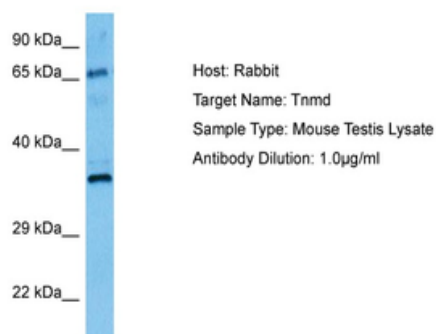
68 TW Alexander Drive
Research Triangle Park
Durham
NC 27713-2847
United States

Email: info@biorbyt.com, support@biorbyt.com
Phone: [+1 \(415\) 906-5211](tel:+1(415)906-5211) | Fax: [+1 \(415\) 651-8558](tel:+1(415)651-8558)

MW	37 kDa
Tested applications	WB
Storage	Maintain refrigerated at 2-8°C for up to 2 weeks. For long term storage store at -20°C in small aliquots to prevent freeze-thaw cycles.
Note	For research use only
NCBI	NP_071427
Expiration Date	12 months from date of receipt.



25 ug of the indicated Human whole cell extracts was loaded onto a 12% SDS-PAGE gel. 3 ug/ml of the antibody was used in this experiment. Peptide is present in the canonical 37 kDa protein, a slightly larger isoform of ~38 kDa, and also an isoform of 24 kDa. Protein is further glycosylated.



Sample Tissue: Mouse Testis, Antibody dilution: 1 ug/ml.

Biorbyt Ltd.

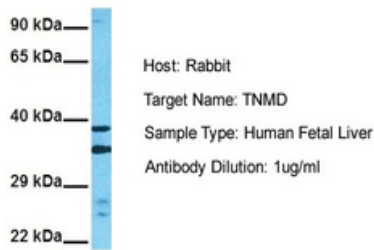
7 Signet Court, Swann Road
Cambridge
CB5 8LA
United Kingdom

Email: info@biorbyt.com, support@biorbyt.com
Phone: +44 (0)1223 859353 | Fax: +1 (415) 651-8558

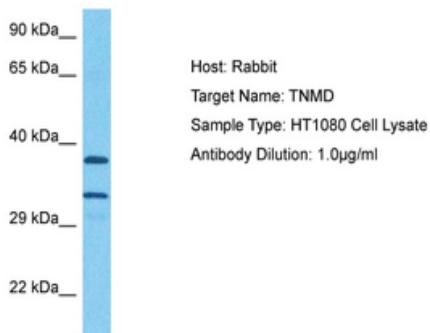
Biorbyt LLC

68 TW Alexander Drive
Research Triangle Park
Durham
NC 27713-2847
United States


Email: info@biorbyt.com, support@biorbyt.com
Phone: +1 (415) 906-5211 | Fax: +1 (415) 651-8558

TNMD

Sample Tissue: Human Fetal Liver, Antibody dilution: 1.0 ug/ml.



Sample Tissue: Human HT1080 Whole Cell, Antibody dilution: 1 ug/ml.



WB Suggested Anti-TNMD Antibody Titration: 0.2-1 ug/ml, ELISA Titer: 1:62500, Positive Control: Human heart.

Biorbyt Ltd.

7 Signet Court, Swann Road
Cambridge
CB5 8LA
United Kingdom

Email: info@biorbyt.com, support@biorbyt.com

Phone: +44 (0)1223 859353 | Fax: +1 (415) 651-8558

Biorbyt LLC

68 TW Alexander Drive
Research Triangle Park
Durham
NC 27713-2847
United States

Email: info@biorbyt.com, support@biorbyt.com

Phone: +1 (415) 906-5211 | Fax: +1 (415) 651-8558